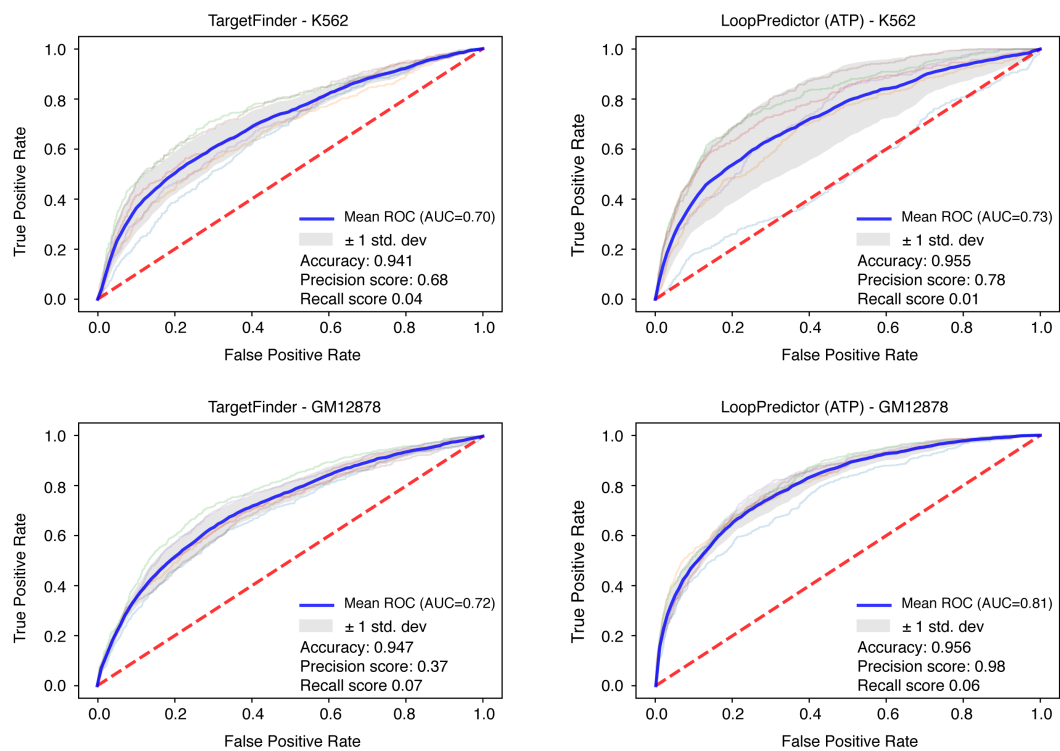
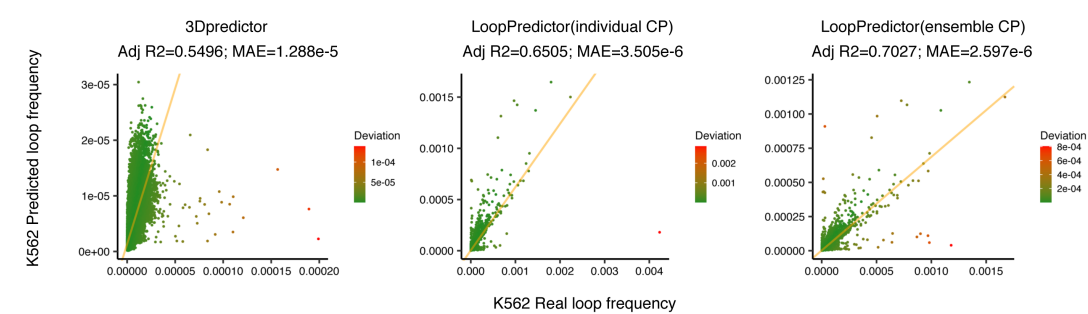


# Supplemental figure S5

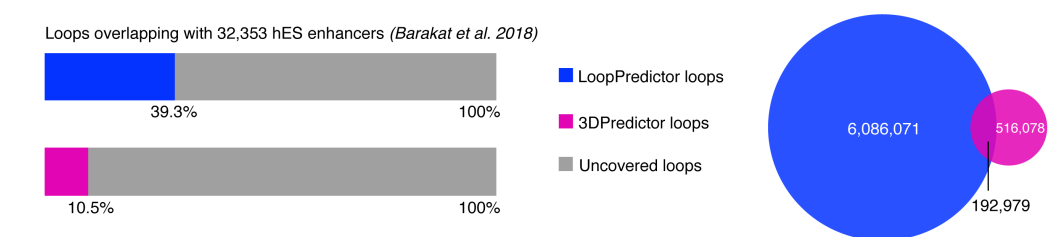
A



B



C



**Figure S5. LoopPredictor outperforms other E-P interaction predicting tools.** (A) ROC curve of TargetFinder and LoopPredictor in K562 and GM12878, LoopPredictor performed better in AUC, accuracy, precision score and recall score in both cell lines. The predictions were conducted with 5-fold cross validation. (B) The evaluation of Adjusted R square and Mean Absolute Error (MAE) for 3DPredictor and LoopPredictor in K562 cell line. (C) Intersection of predicted human embryonic stem cell loops output from 3DPredictor and LoopPredictor with 32,353 ChIP-STARR-seq enhancers.