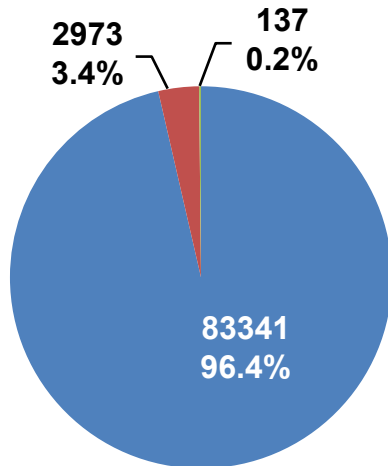


A

HepG2

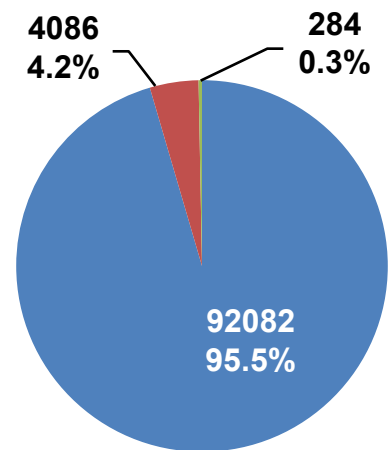
Groups ■ 1 ■ 2 ■ 3



B

K562

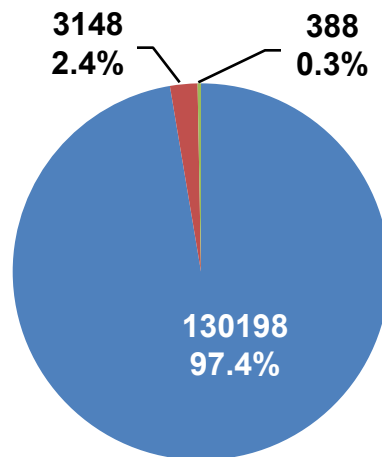
Groups ■ 1 ■ 2 ■ 3



C

K562 nuclear fractions

Groups ■ 1 ■ 2 ■ 3



Supplemental Fig S5. Editing kinetic groups of A-to-I editing sites in (A) HepG2 and (B) K562 cells, obtained using cellular fractionation NA-, NA+, and CA+ RNA-seq data by the ENCODE consortium. See Methods for definition of groups. (C) Editing kinetic groups of A-to-I editing sites in K562 cells, obtained using nuclear fractionations (chromatin and nucleoplasmic) and CA+ RNA-seq data by the ENCODE consortium. Grouping was defined similarly as for U87MG data.