Scale
chr1p:
200 kb
humanSTF500
50000
100000
150000
200000
250000
300000
350000
400000
450000
CCCTAA
CCCTAA
Subtelomere Repeat Elements boundaries
SRE_boundaries
Subtelomere Repeat Elements
98.98,chr8p:10960-140719
96.09,chr8p:2835-5092
98.54,chr5q:17900-192175
98.81,chr6q:18138-142149
93.33,chr4q:20374-21891
96.65,chr17q:17876-42248
98.61,chr3q:1-57717
98.61,chr2q:24235-34504
99.20,chr9q:840-22260
98.50,chr16q:24726-34875
98.68,chr7p:7-2838
98.90,chr6p:17045-87328
93.40,chr4p:13917-15434
98.74,chr15q:74638-116418
98.09,chr8p:176246-170497
98.06,chr2q:42907-63666
96.09,chr2q:14909-17166
98.30,chr16q:43278-113538
97.30,chr8p:389944-365824
98.60,chr2q:63683-74523
98.02,chr8p:318397-313673
98.79,chr6q:142157-143907
97.10,chr8p:270247-231298
96.33,chr22q:17659-19926
95.61,chr21q:17540-19342
96.52,chr19q:16944-19210
96.05,chr16q:15534-17791
94.62,chr10q:17512-19768
93.34,chr6p:91530-93673
94.09,chr1q:15798-17845
97.33,chr9q:22273-23994
97.27,chr3q:57730-59455
97.33,chr16q:113551-115272
96.84,chr8p:141944-143666
97.27,chr7p:2852-4572
91.06,chr2p:3164-4962
93.92,chr9q:83002-65244
92.65,chr4q:138594-144856
92.64,chr16q:144354-142312
94.10,chr3q:115917-100958
paralogy
paralogy
hTel_refseq_genes
FLJ43681
LOC101929827
FAM41C
NOC2L
HES4
RNF223
LOC100505909
OR4F21
LOC100288069
LOC284600
KLHL17
ISG15
LOC101928626
OR4F16
LOC101926901
LOC284600
KLHL17
AGRN
LOC101928626
OR4F3
LOC101929827
LOC284600
KLHL17
AGRN
OR4F29
LOC101926901
LOC100130417
C1orf170
AGRN
LOC101930257
LOC101930657
LOC101928801
HES4
C1orf159
LOC101930503
LOC100287934
LOC101928801
HES4
C1orf159
LOC100133182
LOC101930659
LOC101928801
AGRN
LOC101929817
LOC101930659
SAMD11
LOC100288175
LOC101930220
FAM87B
SAMD11
LOC100288175
LOC729737
LINC00115
SAMD11
LOC100288175
LINC01001
LINC01128
SAMD11
C1orf159
LOC100133331
LINC01128
SAMD11
C1orf159
LOC100132062
LINC01128
SAMD11
C1orf159
LOC100132287
LINC01128
SAMD11
LOC100132287
LINC01128
SAMD11
LOC100132062
LINC01128
NOC2L
LOC100132062
LINC01128
PLEKHN1
LINC01001
LINC01128
PLEKHN1
LOC101929819
LINC01128
PLEKHN1
LOC101059936
LOC101060494
LOC101927077
LOC101928706
LOC101060494
LOC101928706
LOC101060494
LOC101930127
LOC100996442
LOC101928670
LOC101928670
LOC101928670
LOC100288069
LOC101928379
LOC101928379
LOC101928379
LOC101928379
LOC101927270
LOC101927270
LOC101929824
LOC101930131
LOC388572
LOC101929824
LOC101929966
LOC101930177
LOC101927054
LOC101930131
LOC101929966
LOC101928670
LOC101928670
LOC101926918
LOC101927270
LOC101926918
LOC101927270
LOC101927270
LOC101929827
LOC100996442
LOC101926901
LOC101926901
LOC100287934
300
LCL_CTCF_Iy
LCL_CTCF_Iy
0
300
H1_hESC_CTCF_Be
H1_hESC_CTCF_Be
0
300
IMR90_CTCF_Sn
IMR90_CTCF_Sn
0
150
LCL_RAD21_My
LCL_RAD21_My
0
150
H1_hESC_RAD21_My
H1_hESC_RAD21_My
0
150
IMR90_RAD21_Sn
IMR90_RAD21_Sn
0
200
LCL_SMC1_Li
LCL_SMC1_Li
0
50
LCL_POLR2A_Sn
LCL_POLR2A_Sn
0

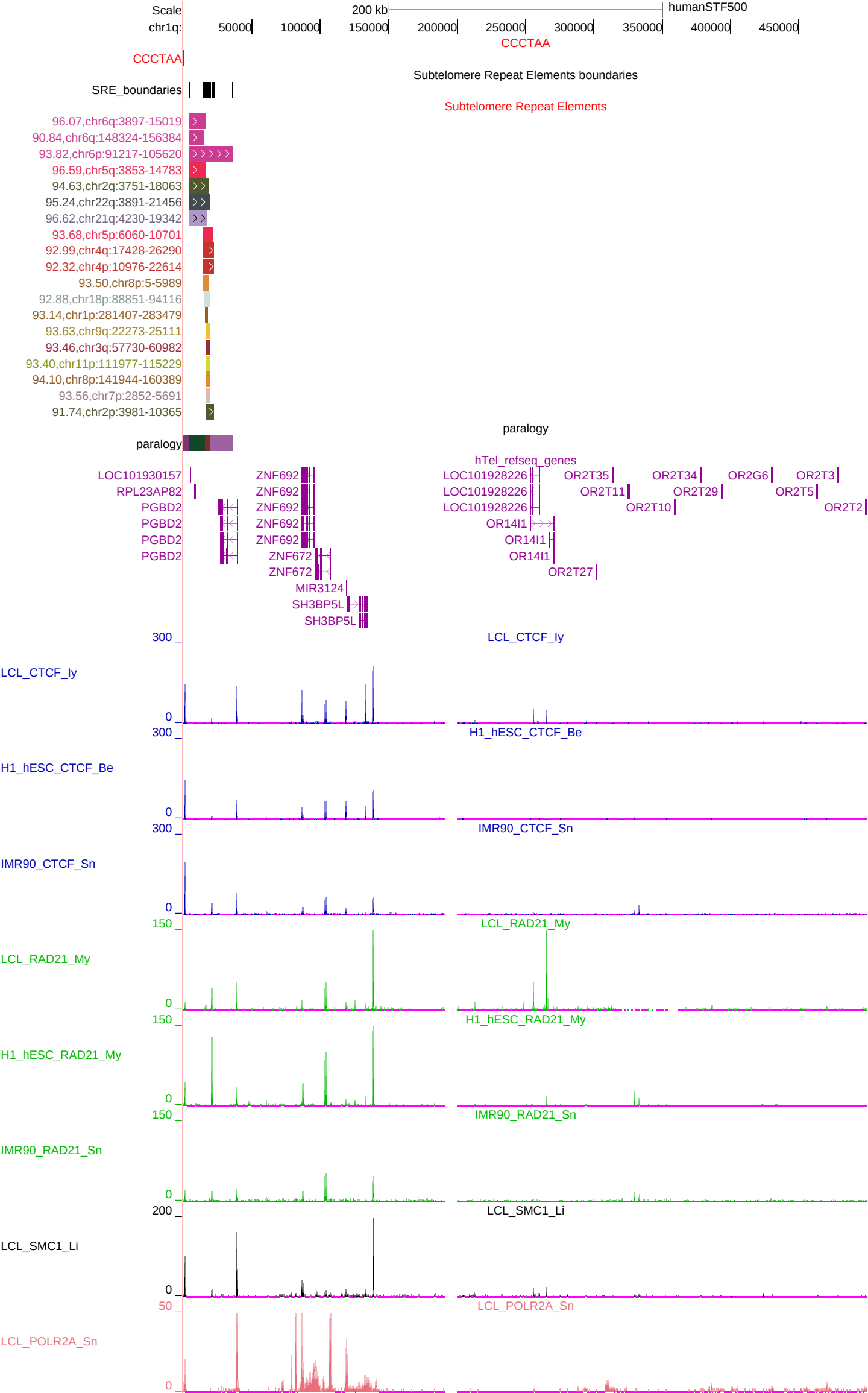
Scale
chr1q:
200 kb
humanSTF500
50000
100000
150000
200000
250000
300000
350000
400000
450000
CCCTAA
CCCTAA
Subtelomere Repeat Elements boundaries
SRE_boundaries
Subtelomere Repeat Elements
96.07,chr6q:3897-15019
90.84,chr6q:148324-156384
93.82,chr6p:91217-105620
96.59,chr5q:3853-14783
94.63,chr2q:3751-18063
95.24,chr22q:3891-21456
96.62,chr21q:4230-19342
93.68,chr5p:6060-10701
92.99,chr4q:17428-26290
92.32,chr4p:10976-22614
93.50,chr8p:5-5989
92.88,chr18p:88851-94116
93.14,chr1p:281407-283479
93.63,chr9q:22273-25111
93.46,chr3q:57730-60982
93.40,chr11p:111977-115229
94.10,chr8p:141944-160389
93.56,chr7p:2852-5691
91.74,chr2p:3981-10365
paralogy
paralogy
hTel_refseq_genes
LOC101930157
RPL23AP82
PGBD2
PGBD2
PGBD2
PGBD2
ZNF692
ZNF692
ZNF692
ZNF692
ZNF692
ZNF672
ZNF672
MIR3124
SH3BP5L
SH3BP5L
LOC101928226
LOC101928226
LOC101928226
OR14I1
OR14I1
OR14I1
OR2T27
OR2T35
OR2T11
OR2T10
OR2T34
OR2T29
OR2G6
OR2T5
OR2T3
OR2T2
300
LCL_CTCF_Iy
LCL_CTCF_Iy
0
300
H1_hESC_CTCF_Be
H1_hESC_CTCF_Be
0
300
IMR90_CTCF_Sn
IMR90_CTCF_Sn
0
150
LCL_RAD21_My
LCL_RAD21_My
0
150
H1_hESC_RAD21_My
H1_hESC_RAD21_My
0
150
IMR90_RAD21_Sn
IMR90_RAD21_Sn
0
200
LCL_SMC1_Li
LCL_SMC1_Li
0
50
LCL_POLR2A_Sn
LCL_POLR2A_Sn
0

Scale
chr2p:
200 kb
humanSTF500
50000
100000
150000
200000
250000
300000
350000
400000
450000
CCCTAA
CCCTAA
Subtelomere Repeat Elements boundaries
SRE_boundaries
Subtelomere Repeat Elements
91.65,chr8p:142173-144784
94.35,chr5p:24351-35922
90.82,chr8p:3601-5989
91.46,chr6p:92174-98868
91.64,chr3q:57960-60982
90.87,chr2q:15675-18063
91.63,chr22q:18431-21456
90.34,chr1p:281971-283521
91.74,chr19q:17716-20740
91.44,chr19p:190298-192905
91.56,chr11p:112207-115229
92.21,chr21q:18311-20656
92.12,chr9q:23012-25111
92.06,chr7p:3590-5691
91.39,chr1q:16877-22246
91.10,chr16q:16811-18688
92.12,chr16q:114290-116389
91.63,chr4q:22309-27747
91.14,chr4p:15852-27185
92.33,chr13q:11631-24772
91.95,chr5p:7748-22450
92.43,chr21q:23540-26053
paralogy
paralogy
hTel_refseq_genes
FAM110C
FAM110C
FAM110C
FAM110C
LOC101930516
ACP1
SH3YL1
SH3YL1
SH3YL1
SH3YL1
SH3YL1
SH3YL1
SH3YL1
SH3YL1
SH3YL1
ACP1
ACP1
ACP1
FAM150B
FAM150B
FAM150B
FAM150B
FAM150B
FAM150B
LOC101927262
LOC101927262
LOC101927262
LOC101927262
LOC101927262
LOC101927262
LOC727944
LOC727944
LOC727944
LOC100996637
LOC100996637
300
LCL_CTCF_Iy
0
300
H1_hESC_CTCF_Be
0
300
IMR90_CTCF_Sn
0
150
LCL_RAD21_My
0
150
H1_hESC_RAD21_My
0
150
IMR90_RAD21_Sn
0
200
LCL_SMC1_Li
0
50
LCL_POLR2A_Sn
0

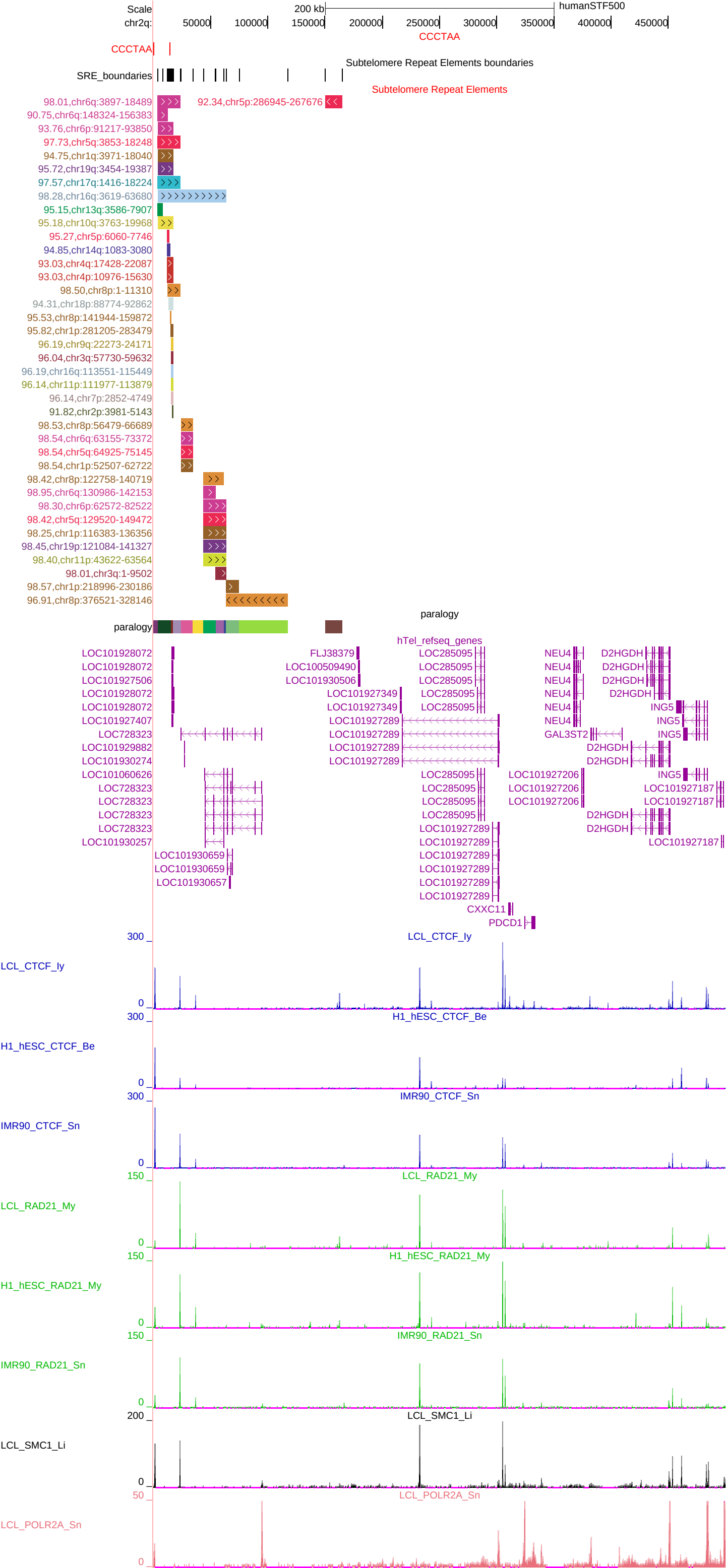
Scale
chr2q:
200 kb
humanSTF500
50000
100000
150000
200000
250000
300000
350000
400000
450000
CCCTAA
CCCTAA
Subtelomere Repeat Elements boundaries
SRE_boundaries
Subtelomere Repeat Elements
98.01,chr6q:3897-18489
92.34,chr5p:286945-267676
90.75,chr6q:148324-156383
93.76,chr6p:91217-93850
97.73,chr5q:3853-18248
94.75,chr1q:3971-18040
95.72,chr19q:3454-19387
97.57,chr17q:1416-18224
98.28,chr16q:3619-63680
95.15,chr13q:3586-7907
95.18,chr10q:3763-19968
95.27,chr5p:6060-7746
94.85,chr14q:1083-3080
93.03,chr4q:17428-22087
93.03,chr4p:10976-15630
98.50,chr8p:1-11310
94.31,chr18p:88774-92862
95.53,chr8p:141944-159872
95.82,chr1p:281205-283479
96.19,chr9q:22273-24171
96.04,chr3q:57730-59632
96.19,chr16q:113551-115449
96.14,chr11p:111977-113879
96.14,chr7p:2852-4749
91.82,chr2p:3981-5143
98.53,chr8p:56479-66689
98.54,chr6q:63155-73372
98.54,chr5q:64925-75145
98.54,chr1p:52507-62722
98.42,chr8p:122758-140719
98.95,chr6q:130986-142153
98.30,chr6p:62572-82522
98.42,chr5q:129520-149472
98.25,chr1p:116383-136356
98.45,chr19p:121084-141327
98.40,chr11p:43622-63564
98.01,chr3q:1-9502
98.57,chr1p:218996-230186
96.91,chr8p:376521-328146
paralogy
paralogy
hTel_refseq_genes
LOC101928072
LOC101928072
LOC101927506
LOC101928072
LOC101928072
LOC101927407
LOC728323
LOC101929882
LOC101930274
LOC101060626
LOC728323
LOC728323
LOC728323
LOC101930257
LOC101930659
LOC101930659
LOC101930657
FLJ38379
LOC100509490
LOC101930506
LOC101927349
LOC101927349
LOC101927289
LOC101927289
LOC101927289
LOC101927289
LOC101927289
LOC101927289
LOC101927289
LOC101927289
LOC101927289
CXXC11
PDCD1
LOC285095
LOC285095
LOC285095
LOC285095
LOC285095
LOC285095
LOC285095
LOC285095
LOC285095
LOC285095
NEU4
NEU4
NEU4
NEU4
NEU4
NEU4
NEU4
GAL3ST2
D2HGDH
D2HGDH
D2HGDH
D2HGDH
D2HGDH
D2HGDH
D2HGDH
D2HGDH
ING5
ING5
ING5
ING5
LOC101927206
LOC101927206
LOC101927187
LOC101927187
LCL_CTCF_Iy
300
0
H1_hESC_CTCF_Be
300
0
IMR90_CTCF_Sn
300
0
LCL_RAD21_My
150
0
H1_hESC_RAD21_My
150
0
IMR90_RAD21_Sn
150
0
LCL_SMC1_Li
200
0
LCL_POLR2A_Sn
50
0

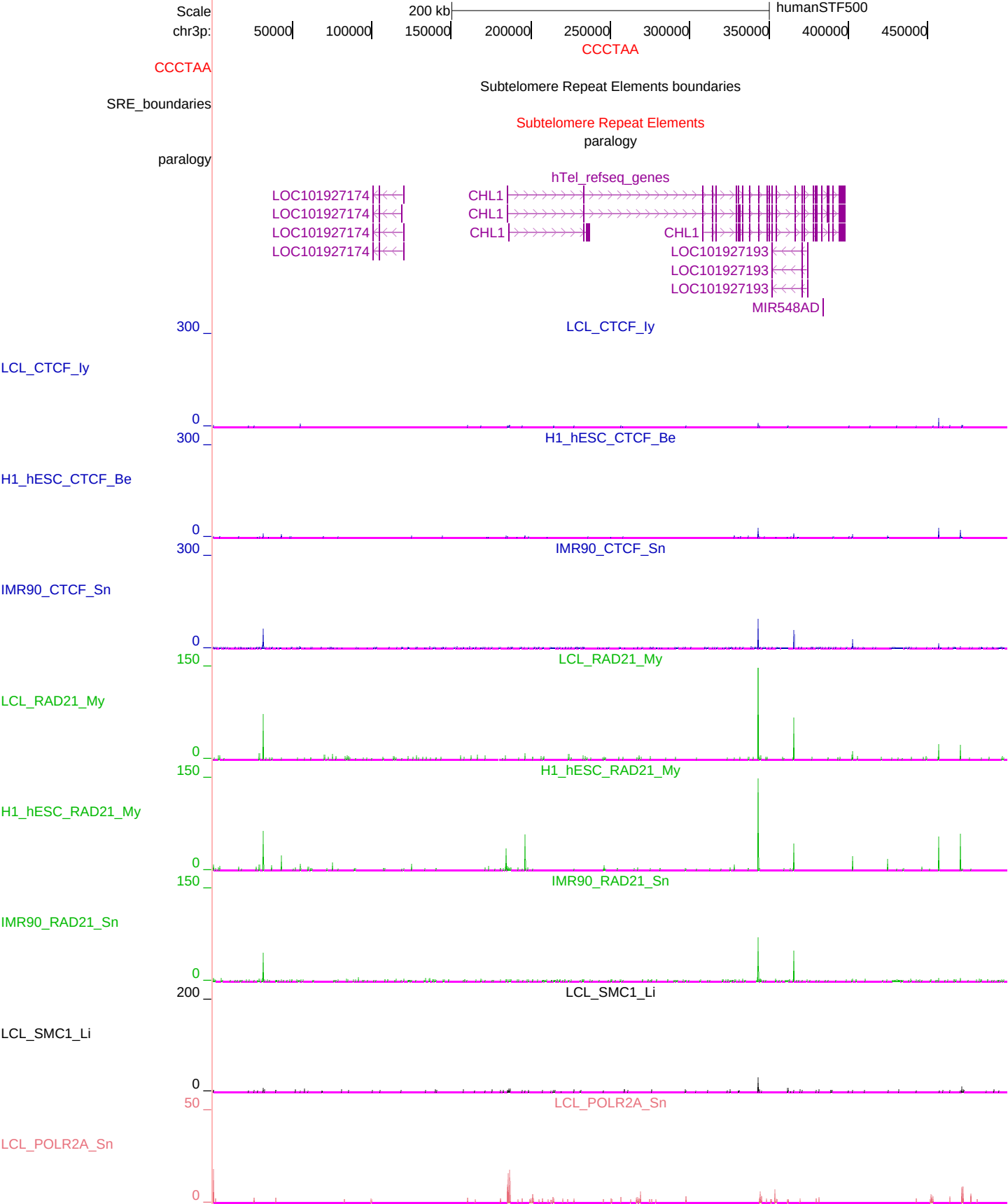
Scale
chr3p:
200 kb
humanSTF500
50000
100000
150000
200000
250000
300000
350000
400000
450000
CCCTAA
CCCTAA
Subtelomere Repeat Elements boundaries
SRE_boundaries
Subtelomere Repeat Elements
paralogy
paralogy
hTel_refseq_genes
LOC101927174
LOC101927174
LOC101927174
LOC101927174
CHL1
CHL1
CHL1
CHL1
LOC101927193
LOC101927193
LOC101927193
MIR548AD
300
LCL_CTCF_Iy
LCL_CTCF_Iy
0
300
H1_hESC_CTCF_Be
H1_hESC_CTCF_Be
0
300
IMR90_CTCF_Sn
IMR90_CTCF_Sn
0
150
LCL_RAD21_My
LCL_RAD21_My
0
150
H1_hESC_RAD21_My
H1_hESC_RAD21_My
0
150
IMR90_RAD21_Sn
IMR90_RAD21_Sn
0
200
LCL_SMC1_Li
LCL_SMC1_Li
0
50
LCL_POLR2A_Sn
LCL_POLR2A_Sn
0

Scale
chr3q:
200 kb
humanSTF500
50000
100000
150000
200000
250000
300000
350000
400000
450000
CCCTAA
CCCTAA
Subtelomere Repeat Elements boundaries
SRE_boundaries
Subtelomere Repeat Elements
99.50,chr8p:133180-140719
98.24,chr6p:72998-87328
98.22,chr5q:139975-192175
97.48,chr2q:53810-63666
98.59,chr1p:126808-191186
94.89,chr19p:131828-193370
94.11,chr16q:54161-142278
96.70,chr11p:54057-128456
95.48,chr9q:840-88449
97.07,chr7p:7-30801
97.47,chr8p:141389-160437
97.79,chr22q:18197-21507
96.38,chr21q:18074-19342
97.58,chr19q:17482-20785
96.03,chr8p:3371-5292
93.24,chr6p:91944-95228
96.03,chr2q:15445-17366
93.41,chr1q:16134-18991
96.84,chr1p:281741-283475
94.92,chr18p:90939-94575
95.98,chr16q:16070-17991
94.15,chr10q:18047-21671
92.90,chr4q:20918-23475
93.00,chr4p:14461-17018
92.05,chr2p:3476-6093
94.14,chr17p:2993-22736
98.03,chr7p:58730-70186
95.82,chr18p:14731-43475
95.74,chr10p:14593-43328
93.88,chr1p:301429-287230
93.56,chr4q:144544-126987
94.96,chr16q:142288-149769
paralogy
paralogy
hTel_refseq_genes
ANKRD18DP
IQCG
FYTTD1
LMLN
LRCH3
RPL35A
LOC101930157
LOC101930220
LOC101930127
LOC101927077
LOC101060494
LOC101060494
LOC101929822
LOC101060494
LOC100996442
LOC101928670
LOC101928670
LOC101928670
LOC101928379
LOC101928379
LOC101927270
LOC101927270
LOC101929824
LOC101930131
LOC101929850
LOC101929824
LOC101929966
LOC101930177
FAM157B
LOC101930131
LOC101929966
LOC101928670
LOC101928670
LOC101927270
LOC101927270
LOC101929827
LOC100996442
LOC100996442
LOC101928344
LOC101928344
LOC101929676
LOC101929676
LOC101926901
LOC101926901
LOC100288069
LOC101929827
LOC101926901
LOC101929827
LOC101926901
LOC101926901
LOC101928344
LOC101928344
FAM157A
LOC101930129
LOC101930129
LOC101929828
LOC101929828
LOC101927047
LOC101927047
LCL_CTCF_Iy
H1_hESC_CTCF_Be
IMR90_CTCF_Sn
LCL_RAD21_My
H1_hESC_RAD21_My
IMR90_RAD21_Sn
LCL_SMC1_Li
LCL_POLR2A_Sn
300
0
150
200
50


Scale
chr4p:
200 kb
humanSTF500
50000
100000
150000
200000
250000
300000
350000
400000
450000
CCCTAA
CCCTAA
Subtelomere Repeat Elements boundaries
SRE_boundaries
Subtelomere Repeat Elements
99.72,chr4q:17418-27747
93.12,chr6q:13069-16073
92.62,chr5q:12836-15837
93.39,chr5p:6066-19163
93.09,chr2q:11991-17668
93.01,chr22q:14757-21043
92.67,chr21q:14610-18743
92.55,chr1q:13848-22246
93.27,chr19q:14034-20327
92.62,chr17q:12811-15812
92.91,chr16q:12613-18293
92.75,chr14q:1087-3081
91.91,chr10q:14597-21623
93.15,chr8p:1-5594
93.50,chr18p:88182-94531
93.11,chr8p:141945-159873
93.06,chr1p:281205-283479
93.11,chr6p:91530-98868
93.75,chr9q:22275-25525
93.70,chr7p:2853-6105
93.70,chr3q:57732-60572
93.75,chr16q:113553-116803
93.58,chr11p:111979-114819
91.07,chr2p:5016-14697
91.67,chr13q:11888-20157
paralogy
paralogy
hTel_refseq_genes
LOC100505663
LOC100505663
LOC100505663
ZNF718
ZNF732
MIR571
ABCA11P
ZNF141
ZNF141
ZNF141
ZNF721
ZNF721
ZNF721
ZNF595
ZNF595
ZNF595
ZNF595
PIGG
PIGG
300
LCL_CTCF_Iy
LCL_CTCF_Iy
0
300
H1_hESC_CTCF_Be
H1_hESC_CTCF_Be
0
300
IMR90_CTCF_Sn
IMR90_CTCF_Sn
0
150
LCL_RAD21_My
LCL_RAD21_My
0
150
H1_hESC_RAD21_My
H1_hESC_RAD21_My
0
150
IMR90_RAD21_Sn
IMR90_RAD21_Sn
0
200
LCL_SMC1_Li
LCL_SMC1_Li
0
50
LCL_POLR2A_Sn
LCL_POLR2A_Sn
0

Scale
chr4q:
200 kb
humanSTF500
50000
100000
150000
200000
250000
300000
350000
400000
450000
CCCTAA
CCCTAA
Subtelomere Repeat Elements boundaries
SRE_boundaries
Subtelomere Repeat Elements
99.76,chr4p:10966-24071
93.22,chr6q:13069-16073
92.73,chr5q:12836-15837
93.55,chr5p:6066-14923
93.09,chr2q:11991-17366
92.83,chr22q:14757-21043
92.70,chr21q:14610-18743
92.72,chr1q:13848-22246
93.12,chr19q:14034-20327
92.73,chr17q:12811-15812
92.87,chr16q:12613-17991
92.60,chr14q:1087-3081
93.23,chr10q:14597-46748
93.12,chr8p:1-5292
96.05,chr18p:88182-101927
93.18,chr8p:141945-159873
92.93,chr1p:281205-283479
92.92,chr6p:91530-98868
93.52,chr9q:22275-25525
93.52,chr7p:2853-6105
93.35,chr3q:57732-60572
93.52,chr16q:113553-116803
93.68,chr11p:111979-113879
91.59,chr2p:5016-11832
92.46,chr13q:14690-16172
98.41,chr10q:26025-88611
90.06,chr3q:126751-125431
92.25,chr10q:44030-26025
93.61,chr9q:88348-77401
93.26,chr18p:43375-32600
93.45,chr16q:149669-142312
93.14,chr10p:43227-32465
93.53,chr3q:118814-110514
92.57,chr1p:286516-293089
paralogy
paralogy
hTel_refseq_genes
LOC100505663
LOC100505663
LOC100505663
LOC100288557
LOC100288627
LOC100288593
LOC100288523
LOC100288466
LOC100288494
LOC100288398
LOC100288433
LOC100288325
LOC100288289
LOC100288657
LOC100288355
DUX4
LOC100653046
DUX4L2
DUX4L6
DUX4L3
DUX4L5
LOC101927146
LOC101927113
DUX4L4
DUX4L7
DUX2
MIR1324
LOC100288255
FRG2
FRG2
FRG2B
DUX4L9
DUX4L9
DUX4L9
DUX4L9
FRG1
FRG1
FRG1
FRG1
FRG1
LOC728339
LOC101930035
LOC101930031
LOC101928971
LOC101928971
300
0
LCL_CTCF_Iy
LCL_CTCF_Iy
300
0
H1_hESC_CTCF_Be
H1_hESC_CTCF_Be
300
0
IMR90_CTCF_Sn
IMR90_CTCF_Sn
150
0
LCL_RAD21_My
LCL_RAD21_My
150
0
H1_hESC_RAD21_My
H1_hESC_RAD21_My
150
0
IMR90_RAD21_Sn
IMR90_RAD21_Sn
200
0
LCL_SMC1_Li
LCL_SMC1_Li
50
0
LCL_POLR2A_Sn
LCL_POLR2A_Sn

Scale
chr5p:
200 kb
humanSTF500
50000
100000
150000
200000
250000
300000
350000
400000
450000
CCCTAA
CCCTAA
Subtelomere Repeat Elements boundaries
SRE_boundaries
Subtelomere Repeat Elements
94.93,chr5q:12829-14510
95.41,chr2q:11982-13669
94.69,chr22q:14747-21458
94.35,chr21q:14600-20049
93.69,chr1q:13838-21481
95.00,chr19q:14024-20742
94.93,chr17q:12804-14485
95.17,chr16q:12604-14293
95.14,chr14q:1080-2592
94.60,chr10q:14587-21625
95.94,chr6q:13069-14746
93.50,chr4q:17428-27745
93.38,chr4p:10976-27185
95.64,chr8p:1-1595
92.98,chr6p:95055-98868
91.92,chr2p:6369-17841
91.49,chr13q:11725-24257
94.38,chr2p:155241-166981
92.27,chr2q:164960-150024
paralogy
paralogy
hTel_refseq_genes
LOC101926894
LOC101929712
LOC101926894
LOC101929712
PLEKHG4B
LRRC14B
CCDC127
CCDC127
LOC102467073
PDCD6
PDCD6
PDCD6
SDHA
SDHA
SDHA
SDHA
SDHA
AHRR
AHRR
LOC101929883
C5orf55
EXOC3
EXOC3
EXOC3
PP7080
SLC9A3
SLC9A3
PDCD6
PDCD6
PDCD6
LOC100288152
LCL_CTCF_Iy
H1_hESC_CTCF_Be
IMR90_CTCF_Sn
LCL_RAD21_My
H1_hESC_RAD21_My
IMR90_RAD21_Sn
LCL_SMC1_Li
LCL_POLR2A_Sn
300
0
150
200
50

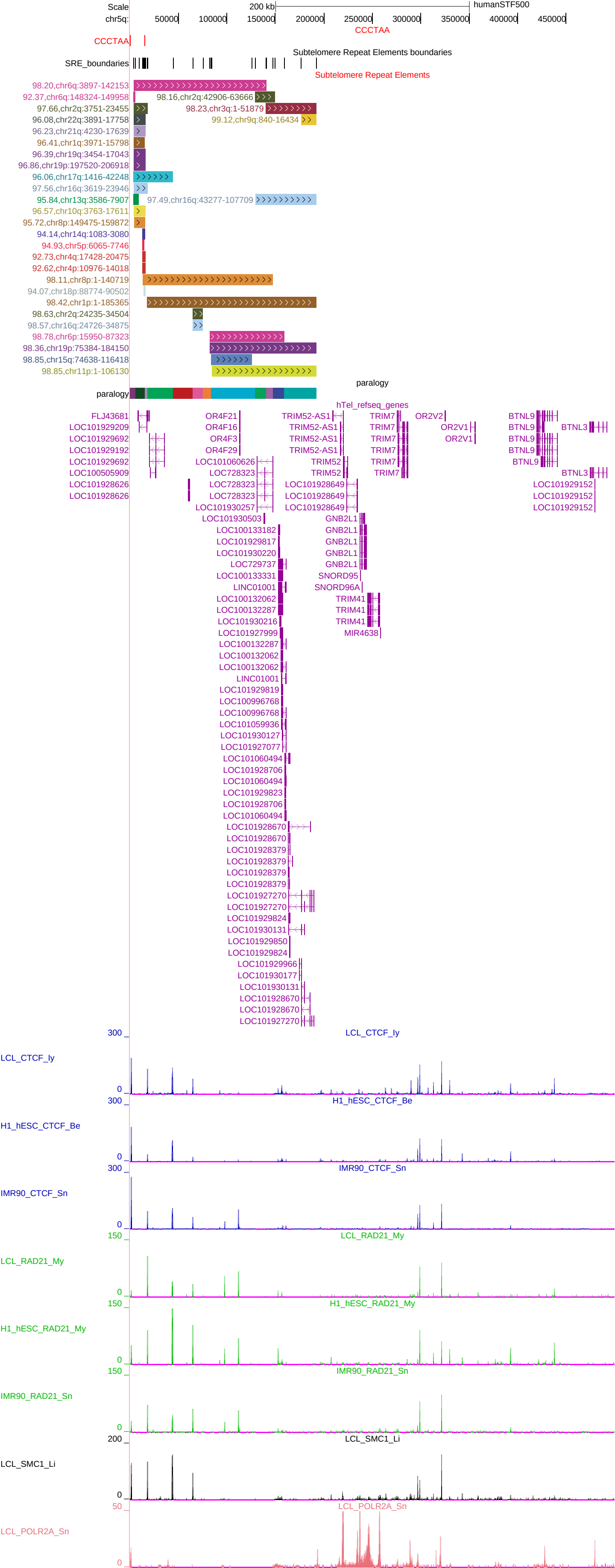
Scale
chr5q:
200 kb
humanSTF500
50000
100000
150000
200000
250000
300000
350000
400000
450000
CCCTAA
CCCTAA
Subtelomere Repeat Elements boundaries
SRE_boundaries
Subtelomere Repeat Elements
98.20,chr6q:3897-142153
92.37,chr6q:148324-149958
98.16,chr2q:42906-63666
97.66,chr2q:3751-23455
98.23,chr3q:1-51879
96.08,chr22q:3891-17758
99.12,chr9q:840-16434
96.23,chr21q:4230-17639
96.41,chr1q:3971-15798
96.39,chr19q:3454-17043
96.86,chr19p:197520-206918
96.06,chr17q:1416-42248
97.56,chr16q:3619-23946
95.84,chr13q:3586-7907
97.49,chr16q:43277-107709
96.57,chr10q:3763-17611
95.72,chr8p:149475-159872
94.14,chr14q:1083-3080
94.93,chr5p:6065-7746
92.73,chr4q:17428-20475
92.62,chr4p:10976-14018
98.11,chr8p:1-140719
94.07,chr18p:88774-90502
98.42,chr1p:1-185365
98.63,chr2q:24235-34504
98.57,chr16q:24726-34875
98.78,chr6p:15950-87323
98.36,chr19p:75384-184150
98.85,chr15q:74638-116418
98.85,chr11p:1-106130
paralogy
paralogy
hTel_refseq_genes
FLJ43681
LOC101929209
LOC101929692
LOC101929192
LOC101929692
LOC100505909
LOC101928626
LOC101928626
OR4F21
OR4F16
OR4F3
OR4F29
LOC101060626
LOC728323
LOC728323
LOC728323
LOC101930257
LOC101930503
LOC100133182
LOC101929817
LOC101930220
LOC729737
LOC100133331
LINC01001
LOC100132062
LOC100132287
LOC101930216
LOC101927999
LOC100132287
LOC100132062
LOC100132062
LINC01001
LOC101929819
LOC100996768
LOC100996768
LOC101059936
LOC101930127
LOC101927077
LOC101060494
LOC101928706
LOC101060494
LOC101929823
LOC101928706
LOC101060494
LOC101928670
LOC101928670
LOC101928379
LOC101928379
LOC101928379
LOC101928379
LOC101927270
LOC101927270
LOC101929824
LOC101930131
LOC101929850
LOC101929824
LOC101929966
LOC101930177
LOC101930131
LOC101928670
LOC101928670
LOC101927270
TRIM52-AS1
TRIM52-AS1
TRIM52-AS1
TRIM52-AS1
TRIM52
TRIM52
LOC101928649
LOC101928649
LOC101928649
GNB2L1
GNB2L1
GNB2L1
GNB2L1
GNB2L1
SNORD95
SNORD96A
TRIM41
TRIM41
TRIM41
MIR4638
TRIM7
TRIM7
TRIM7
TRIM7
TRIM7
TRIM7
OR2V2
OR2V1
OR2V1
BTNL9
BTNL9
BTNL9
BTNL9
BTNL9
BTNL3
BTNL3
LOC101929152
LOC101929152
LOC101929152
300
LCL_CTCF_Iy
LCL_CTCF_Iy
0
300
H1_hESC_CTCF_Be
H1_hESC_CTCF_Be
0
300
IMR90_CTCF_Sn
IMR90_CTCF_Sn
0
150
LCL_RAD21_My
LCL_RAD21_My
0
150
H1_hESC_RAD21_My
H1_hESC_RAD21_My
0
150
IMR90_RAD21_Sn
IMR90_RAD21_Sn
0
200
LCL_SMC1_Li
LCL_SMC1_Li
0
50
LCL_POLR2A_Sn
LCL_POLR2A_Sn
0

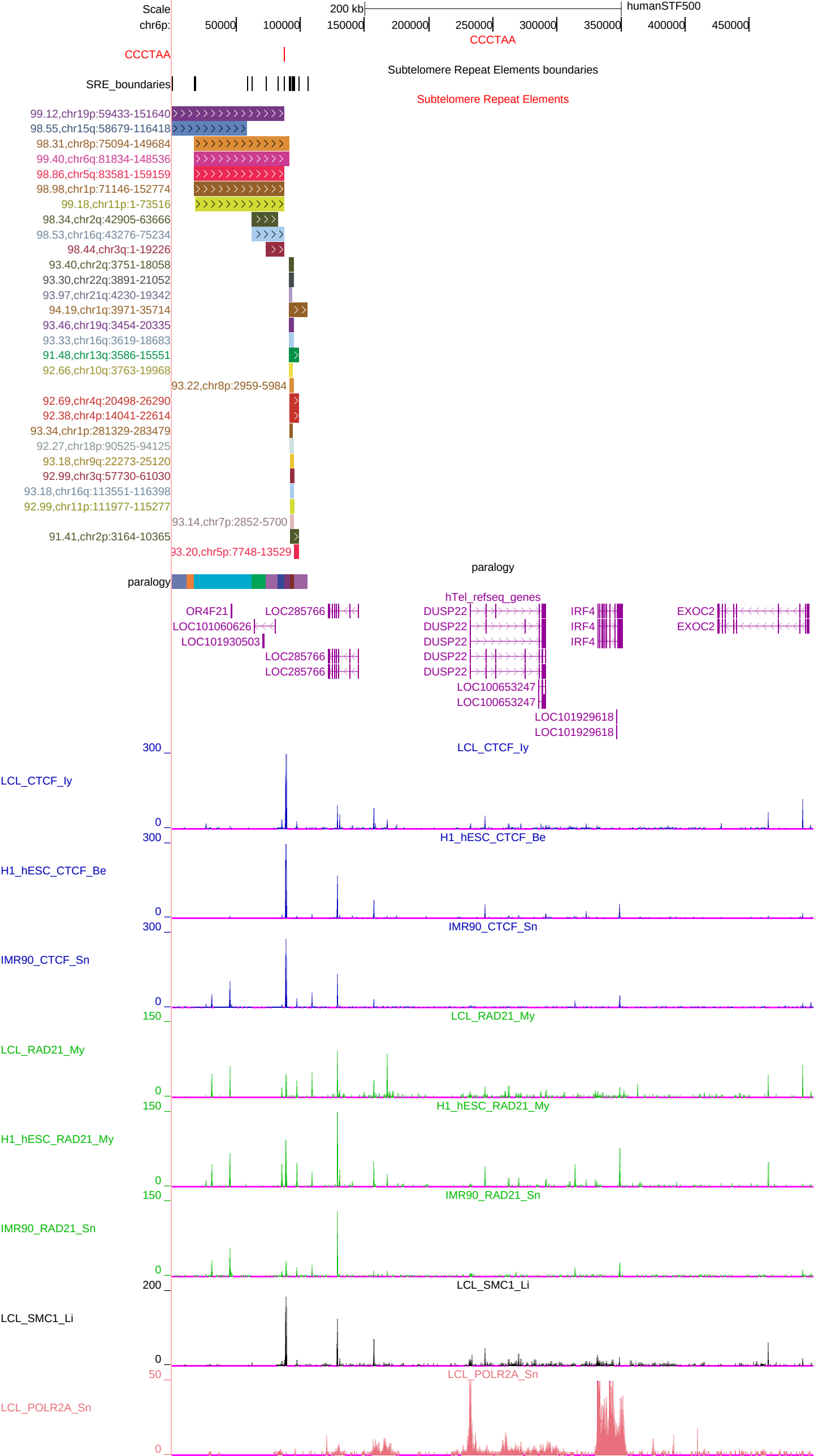
Scale
chr6p:
200 kb
humanSTF500
50000
100000
150000
200000
250000
300000
350000
400000
450000
CCCTAA
CCCTAA
Subtelomere Repeat Elements boundaries
SRE_boundaries
Subtelomere Repeat Elements
99.12,chr19p:59433-151640
98.55,chr15q:58679-116418
98.31,chr8p:75094-149684
99.40,chr6q:81834-148536
98.86,chr5q:83581-159159
98.98,chr1p:71146-152774
99.18,chr11p:1-73516
98.34,chr2q:42905-63666
98.53,chr16q:43276-75234
98.44,chr3q:1-19226
93.40,chr2q:3751-18058
93.30,chr22q:3891-21052
93.97,chr21q:4230-19342
94.19,chr1q:3971-35714
93.46,chr19q:3454-20335
93.33,chr16q:3619-18683
91.48,chr13q:3586-15551
92.66,chr10q:3763-19968
93.22,chr8p:2959-5984
92.69,chr4q:20498-26290
92.38,chr4p:14041-22614
93.34,chr1p:281329-283479
92.27,chr18p:90525-94125
93.18,chr9q:22273-25120
92.99,chr3q:57730-61030
93.18,chr16q:113551-116398
92.99,chr11p:111977-115277
93.14,chr7p:2852-5700
91.41,chr2p:3164-10365
93.20,chr5p:7748-13529
paralogy
paralogy
hTel_refseq_genes
OR4F21
LOC101060626
LOC101930503
LOC285766
LOC285766
LOC285766
DUSP22
DUSP22
DUSP22
DUSP22
DUSP22
LOC100653247
LOC100653247
LOC101929618
LOC101929618
IRF4
IRF4
IRF4
EXOC2
EXOC2
300
0
LCL_CTCF_Iy
LCL_CTCF_Iy
300
0
H1_hESC_CTCF_Be
H1_hESC_CTCF_Be
300
0
IMR90_CTCF_Sn
IMR90_CTCF_Sn
150
0
LCL_RAD21_My
LCL_RAD21_My
150
0
H1_hESC_RAD21_My
H1_hESC_RAD21_My
150
0
IMR90_RAD21_Sn
IMR90_RAD21_Sn
200
0
LCL_SMC1_Li
LCL_SMC1_Li
50
0
LCL_POLR2A_Sn
LCL_POLR2A_Sn

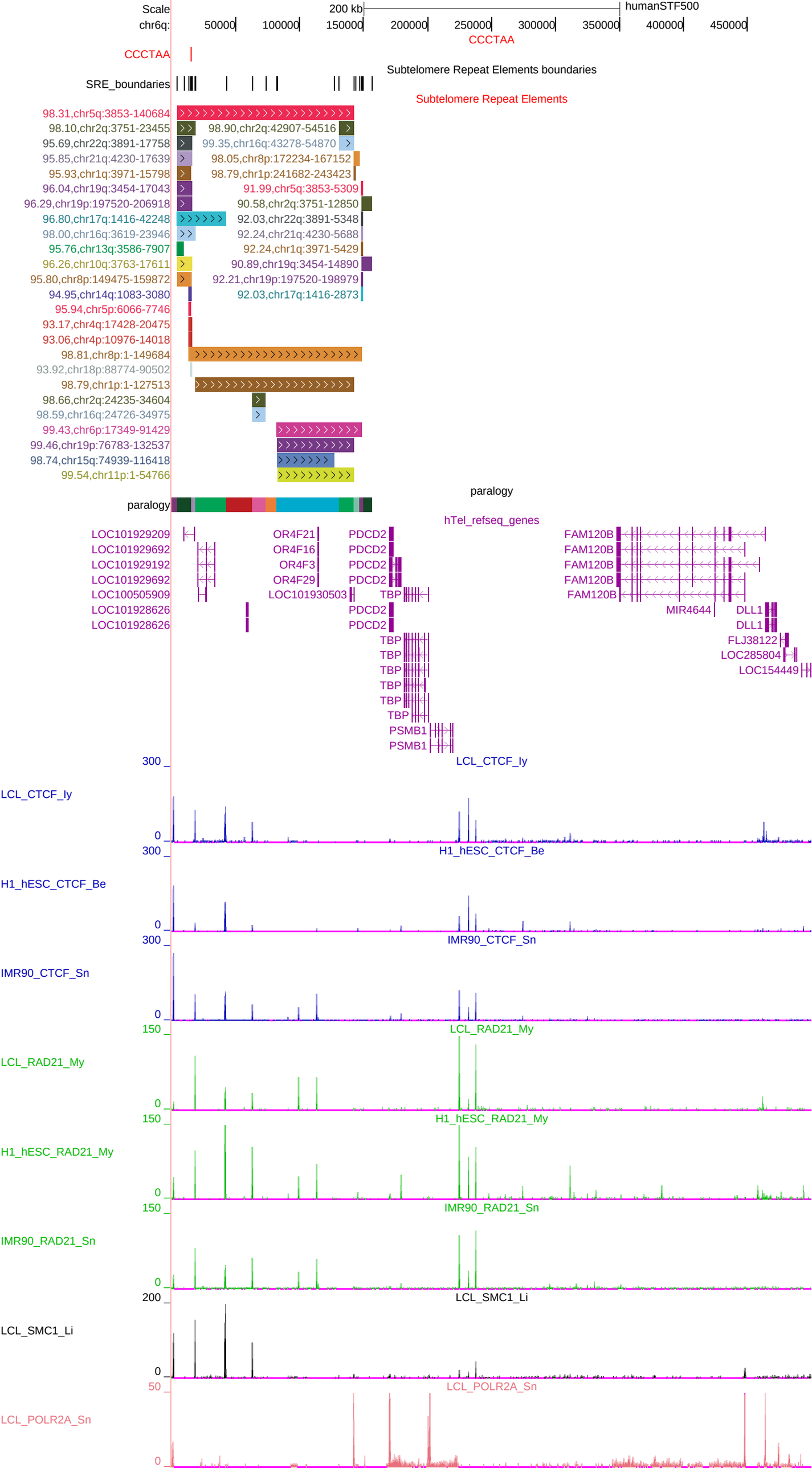
Scale
chr6q:
200 kb
humanSTF500
50000
100000
150000
200000
250000
300000
350000
400000
450000
CCCTAA
CCCTAA
Subtelomere Repeat Elements boundaries
SRE_boundaries
Subtelomere Repeat Elements
98.31,chr5q:3853-140684
98.10,chr2q:3751-23455
98.90,chr2q:42907-54516
95.69,chr22q:3891-17758
99.35,chr16q:43278-54870
95.85,chr21q:4230-17639
98.05,chr8p:172234-167152
95.93,chr1q:3971-15798
98.79,chr1p:241682-243423
96.04,chr19q:3454-17043
91.99,chr5q:3853-5309
96.29,chr19p:197520-206918
90.58,chr2q:3751-12850
96.80,chr17q:1416-42248
92.03,chr22q:3891-5348
98.00,chr16q:3619-23946
92.24,chr21q:4230-5688
95.76,chr13q:3586-7907
92.24,chr1q:3971-5429
96.26,chr10q:3763-17611
90.89,chr19q:3454-14890
95.80,chr8p:149475-159872
92.21,chr19p:197520-198979
94.95,chr14q:1083-3080
92.03,chr17q:1416-2873
95.94,chr5p:6066-7746
93.17,chr4q:17428-20475
93.06,chr4p:10976-14018
98.81,chr8p:1-149684
93.92,chr18p:88774-90502
98.79,chr1p:1-127513
98.66,chr2q:24235-34604
98.59,chr16q:24726-34975
99.43,chr6p:17349-91429
99.46,chr19p:76783-132537
98.74,chr15q:74939-116418
99.54,chr11p:1-54766
paralogy
paralogy
hTel_refseq_genes
LOC101929209
LOC101929692
LOC101929192
LOC101929692
LOC100505909
LOC101928626
LOC101928626
OR4F21
OR4F16
OR4F3
OR4F29
LOC101930503
PDCD2
PDCD2
PDCD2
PDCD2
TBP
PDCD2
PDCD2
TBP
TBP
TBP
TBP
TBP
TBP
PSMB1
PSMB1
FAM120B
FAM120B
FAM120B
FAM120B
FAM120B
MIR4644
DLL1
DLL1
FLJ38122
LOC285804
LOC154449
300
LCL_CTCF_Iy
LCL_CTCF_Iy
0
300
H1_hESC_CTCF_Be
H1_hESC_CTCF_Be
0
300
IMR90_CTCF_Sn
IMR90_CTCF_Sn
0
150
LCL_RAD21_My
LCL_RAD21_My
0
150
H1_hESC_RAD21_My
H1_hESC_RAD21_My
0
150
IMR90_RAD21_Sn
IMR90_RAD21_Sn
0
200
LCL_SMC1_Li
LCL_SMC1_Li
0
50
LCL_POLR2A_Sn
LCL_POLR2A_Sn
0

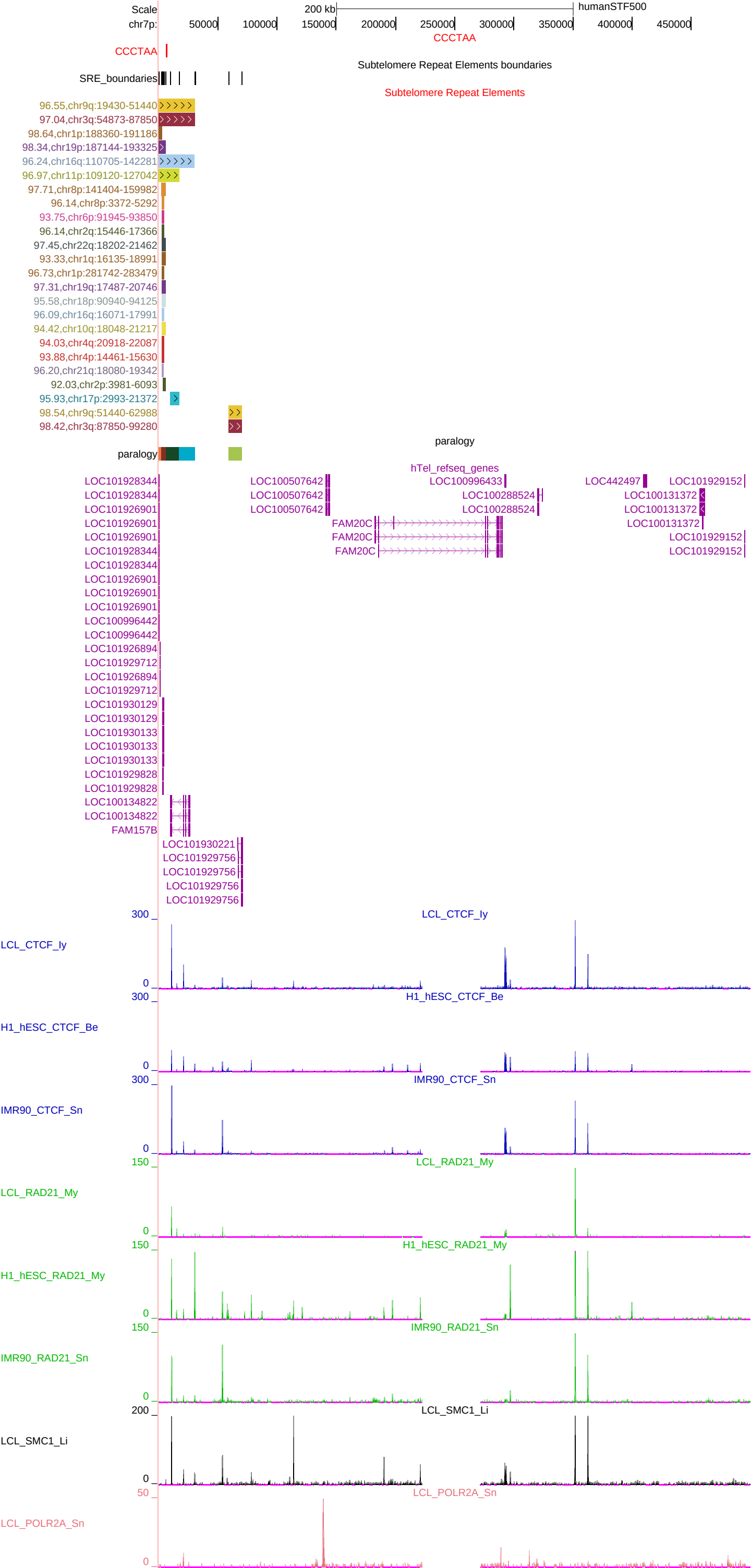
Scale
chr7p:
200 kb
humanSTF500
50000
100000
150000
200000
250000
300000
350000
400000
450000
CCCTAA
CCCTAA
Subtelomere Repeat Elements boundaries
SRE_boundaries
Subtelomere Repeat Elements
96.55,chr9q:19430-51440
97.04,chr3q:54873-87850
98.64,chr1p:188360-191186
98.34,chr19p:187144-193325
96.24,chr16q:110705-142281
96.97,chr11p:109120-127042
97.71,chr8p:141404-159982
96.14,chr8p:3372-5292
93.75,chr6p:91945-93850
96.14,chr2q:15446-17366
97.45,chr22q:18202-21462
93.33,chr1q:16135-18991
96.73,chr1p:281742-283479
97.31,chr19q:17487-20746
95.58,chr18p:90940-94125
96.09,chr16q:16071-17991
94.42,chr10q:18048-21217
94.03,chr4q:20918-22087
93.88,chr4p:14461-15630
96.20,chr21q:18080-19342
92.03,chr2p:3981-6093
95.93,chr17p:2993-21372
98.54,chr9q:51440-62988
98.42,chr3q:87850-99280
paralogy
paralogy
hTel_refseq_genes
LOC101928344
LOC101928344
LOC101926901
LOC101926901
LOC101926901
LOC101928344
LOC100507642
LOC100507642
LOC100507642
LOC100996433
LOC100288524
LOC100288524
FAM20C
FAM20C
FAM20C
LOC442497
LOC101929152
LOC100131372
LOC100131372
LOC100131372
LOC101929152
LOC101929152
LOC101928344
LOC101926901
LOC101926901
LOC101926901
LOC100996442
LOC100996442
LOC101926894
LOC101929712
LOC101926894
LOC101929712
LOC101930129
LOC101930129
LOC101930133
LOC101930133
LOC101930133
LOC101929828
LOC101929828
LOC100134822
LOC100134822
FAM157B
LOC101930221
LOC101929756
LOC101929756
LOC101929756
LOC101929756
LCL_CTCF_Iy
300
0
H1_hESC_CTCF_Be
300
0
IMR90_CTCF_Sn
300
0
LCL_RAD21_My
150
0
H1_hESC_RAD21_My
150
0
IMR90_RAD21_Sn
150
0
LCL_SMC1_Li
200
0
LCL_POLR2A_Sn
50
0

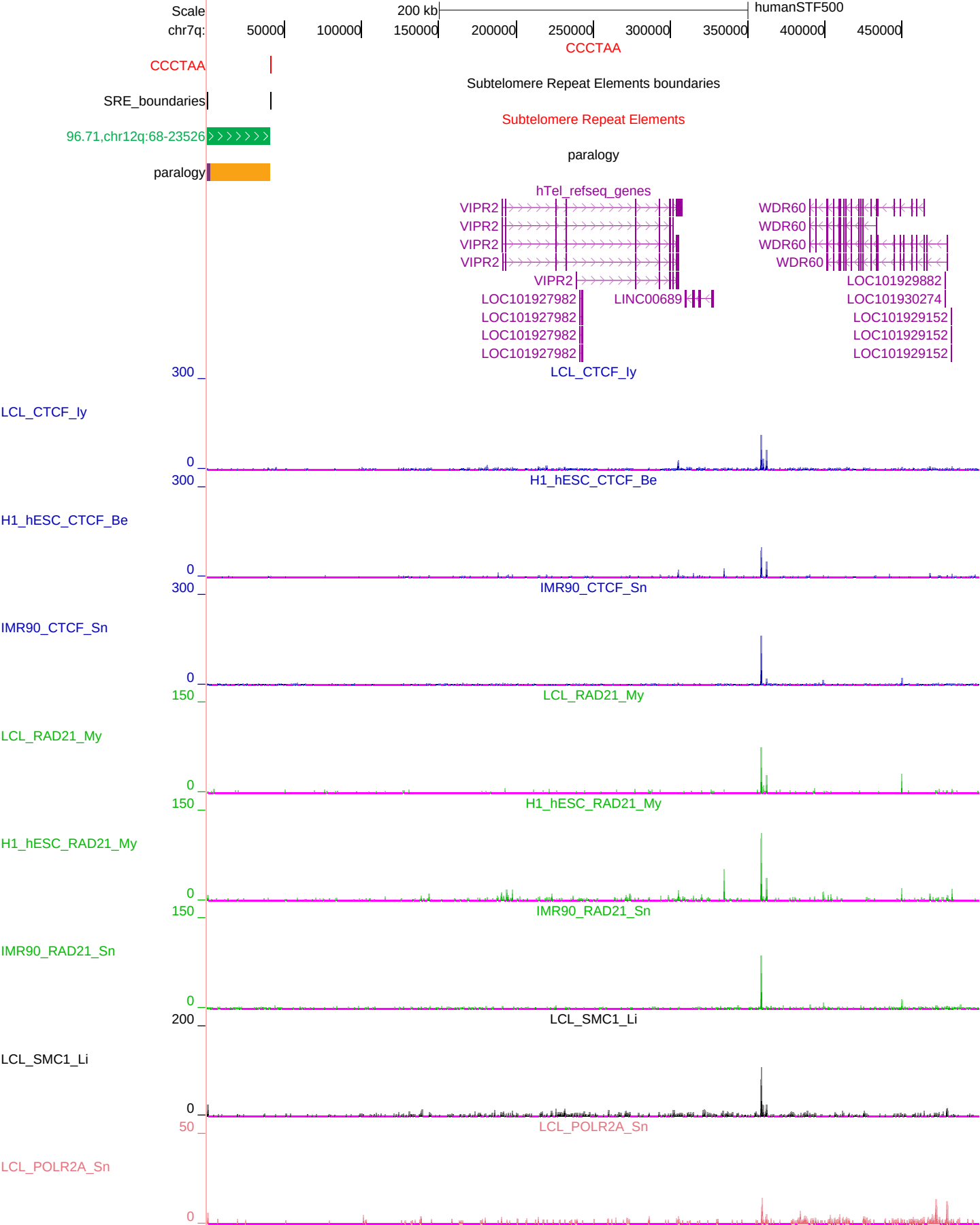
Scale
chr7q:
200 kb
humanSTF500
50000
100000
150000
200000
250000
300000
350000
400000
450000
CCCTAA
CCCTAA
Subtelomere Repeat Elements boundaries
SRE_boundaries
Subtelomere Repeat Elements
96.71,chr12q:68-23526
paralogy
paralogy
hTel_refseq_genes
VIPR2
VIPR2
VIPR2
VIPR2
VIPR2
LOC101927982
LOC101927982
LOC101927982
LOC101927982
LINC00689
WDR60
WDR60
WDR60
WDR60
LOC101929882
LOC101930274
LOC101929152
LOC101929152
LOC101929152
300
LCL_CTCF_Iy
LCL_CTCF_Iy
0
300
H1_hESC_CTCF_Be
H1_hESC_CTCF_Be
0
300
IMR90_CTCF_Sn
IMR90_CTCF_Sn
0
150
LCL_RAD21_My
LCL_RAD21_My
0
150
H1_hESC_RAD21_My
H1_hESC_RAD21_My
0
150
IMR90_RAD21_Sn
IMR90_RAD21_Sn
0
200
LCL_SMC1_Li
LCL_SMC1_Li
0
50
LCL_POLR2A_Sn
LCL_POLR2A_Sn
0

Scale
chr8p:
200 kb
humanSTF500
50000
100000
150000
200000
250000
300000
350000
400000
450000
CCCTAA
CCCTAA
Subtelomere Repeat Elements boundaries
SRE_boundaries
Subtelomere Repeat Elements
98.73,chr6q:13155-149958
98.21,chr5q:12922-147492
95.49,chr5p:6153-7746
93.05,chr4q:17514-22087
93.05,chr4p:11062-15630
98.39,chr2q:12077-23455
96.62,chr17q:12897-42248
98.15,chr16q:12699-23946
95.03,chr14q:1173-3080
94.77,chr22q:14848-20103
94.42,chr21q:14701-19342
93.45,chr1q:13939-18040
94.95,chr19q:14125-19387
94.06,chr10q:14688-19968
94.19,chr18p:88774-92862
95.82,chr1p:281205-283479
93.62,chr6p:91530-93850
96.19,chr9q:22273-24171
96.04,chr3q:57730-59632
96.19,chr16q:113551-115449
96.14,chr11p:111977-113879
96.14,chr7p:2852-4749
91.82,chr2p:3981-5143
98.94,chr1p:1-134371
98.51,chr2q:24235-34504
98.39,chr16q:24726-34875
98.38,chr6p:15950-94778
99.25,chr19p:75384-139350
98.84,chr15q:74638-119627
99.23,chr11p:1-61585
95.60,chr17q:1419-15233
94.90,chr13q:3589-7907
94.76,chr10q:3766-21673
94.71,chr14q:1079-3087
97.19,chr5p:6057-7746
94.99,chr18p:88182-94577
97.93,chr6q:146667-142157
98.06,chr1p:242724-237730
98.16,chr2q:42907-61423
99.24,chr16q:43278-61702
99.51,chr3q:1-7525
97.38,chr9q:21719-25575
97.83,chr7p:2297-6151
97.57,chr3q:57176-61032
97.95,chr19p:189514-206317
97.38,chr16q:112997-116853
97.42,chr11p:111423-115277
96.53,chr1p:281742-283479
92.20,chr2p:3485-6093
95.35,chr21q:4233-19342
95.77,chr2q:3754-17366
95.67,chr16q:3622-17991
93.10,chr4q:17428-23040
93.04,chr4p:10976-16583
96.07,chr19q:3457-20785
95.93,chr22q:3894-21506
95.76,chr6q:3900-15494
95.79,chr5q:3856-15258
94.30,chr1q:3974-19404
96.98,chr1p:280290-243420
94.77,chr1p:237631-231380
96.78,chr2q:117289-63684
97.27,chr1p:229711-205679
paralogy
paralogy
hTel_refseq_genes
LOC101928072
LOC101928072
LOC101927506
LOC101928072
LOC101928072
LOC101927407
LOC101930151
LOC101927736
LOC101927736
LOC101927736
LOC101928626
OR4F21
OR4F16
OR4F3
OR4F29
LOC101060626
LOC101930257
LOC101930503
LOC101929871
LOC101929871
LOC101930626
RPL23AP53
LOC101927535
LOC101927566
LOC101927566
ZNF596
ZNF596
ZNF596
LOC101927566
LOC101927595
FAM87A
FBXO25
FBXO25
FBXO25
FBXO25
FBXO25
FBXO25
FBXO25
TDRP
TDRP
LOC101929152
LOC101929152
LOC101929152
300
0
LCL_CTCF_Iy
LCL_CTCF_Iy
300
0
H1_hESC_CTCF_Be
H1_hESC_CTCF_Be
300
0
IMR90_CTCF_Sn
IMR90_CTCF_Sn
150
0
LCL_RAD21_My
LCL_RAD21_My
150
0
H1_hESC_RAD21_My
H1_hESC_RAD21_My
150
0
IMR90_RAD21_Sn
IMR90_RAD21_Sn
200
0
LCL_SMC1_Li
LCL_SMC1_Li
50
0
LCL_POLR2A_Sn
LCL_POLR2A_Sn

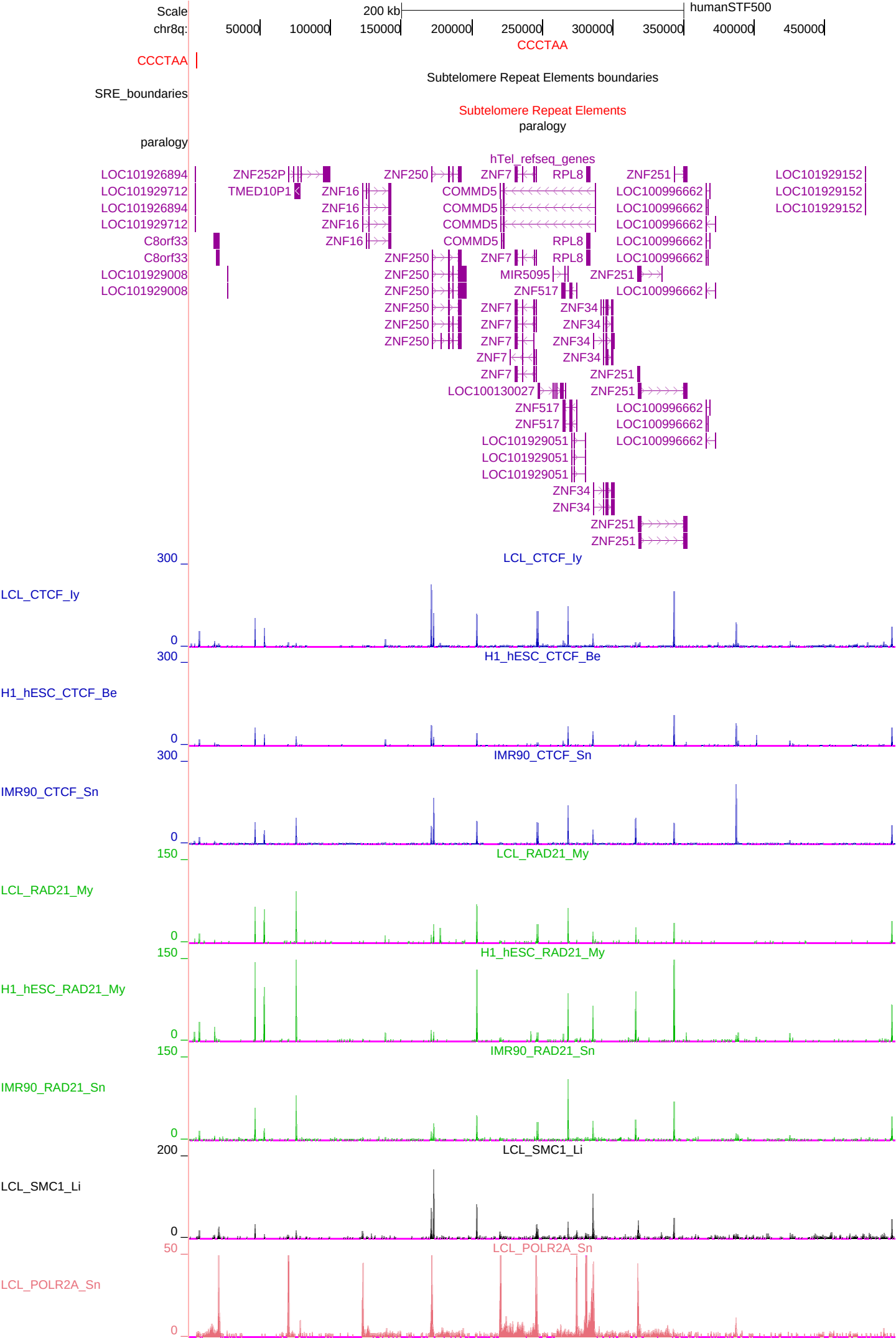
Scale
chr8q:
200 kb
humanSTF500
50000
100000
150000
200000
250000
300000
350000
400000
450000
CCCTAA
CCCTAA
Subtelomere Repeat Elements boundaries
SRE_boundaries
Subtelomere Repeat Elements
paralogy
paralogy
hTel_refseq_genes
LOC101926894
LOC101929712
LOC101926894
LOC101929712
C8orf33
C8orf33
LOC101929008
LOC101929008
ZNF252P
TMED10P1
ZNF16
ZNF16
ZNF16
ZNF16
ZNF250
ZNF250
ZNF250
ZNF250
ZNF250
ZNF250
ZNF7
ZNF7
ZNF7
ZNF7
ZNF7
ZNF7
ZNF7
RPL8
COMMD5
COMMD5
COMMD5
COMMD5
RPL8
RPL8
MIR5095
ZNF517
ZNF34
ZNF34
ZNF34
ZNF34
ZNF251
ZNF251
ZNF251
ZNF251
LOC100130027
ZNF517
ZNF517
LOC101929051
LOC101929051
LOC101929051
LOC100996662
LOC100996662
LOC100996662
LOC100996662
LOC100996662
LOC100996662
LOC100996662
LOC100996662
LOC101929152
LOC101929152
LOC101929152
300
LCL_CTCF_Iy
LCL_CTCF_Iy
0
300
H1_hESC_CTCF_Be
H1_hESC_CTCF_Be
0
300
IMR90_CTCF_Sn
IMR90_CTCF_Sn
0
150
LCL_RAD21_My
LCL_RAD21_My
0
150
H1_hESC_RAD21_My
H1_hESC_RAD21_My
0
150
IMR90_RAD21_Sn
IMR90_RAD21_Sn
0
200
LCL_SMC1_Li
LCL_SMC1_Li
0
50
LCL_POLR2A_Sn
LCL_POLR2A_Sn
0

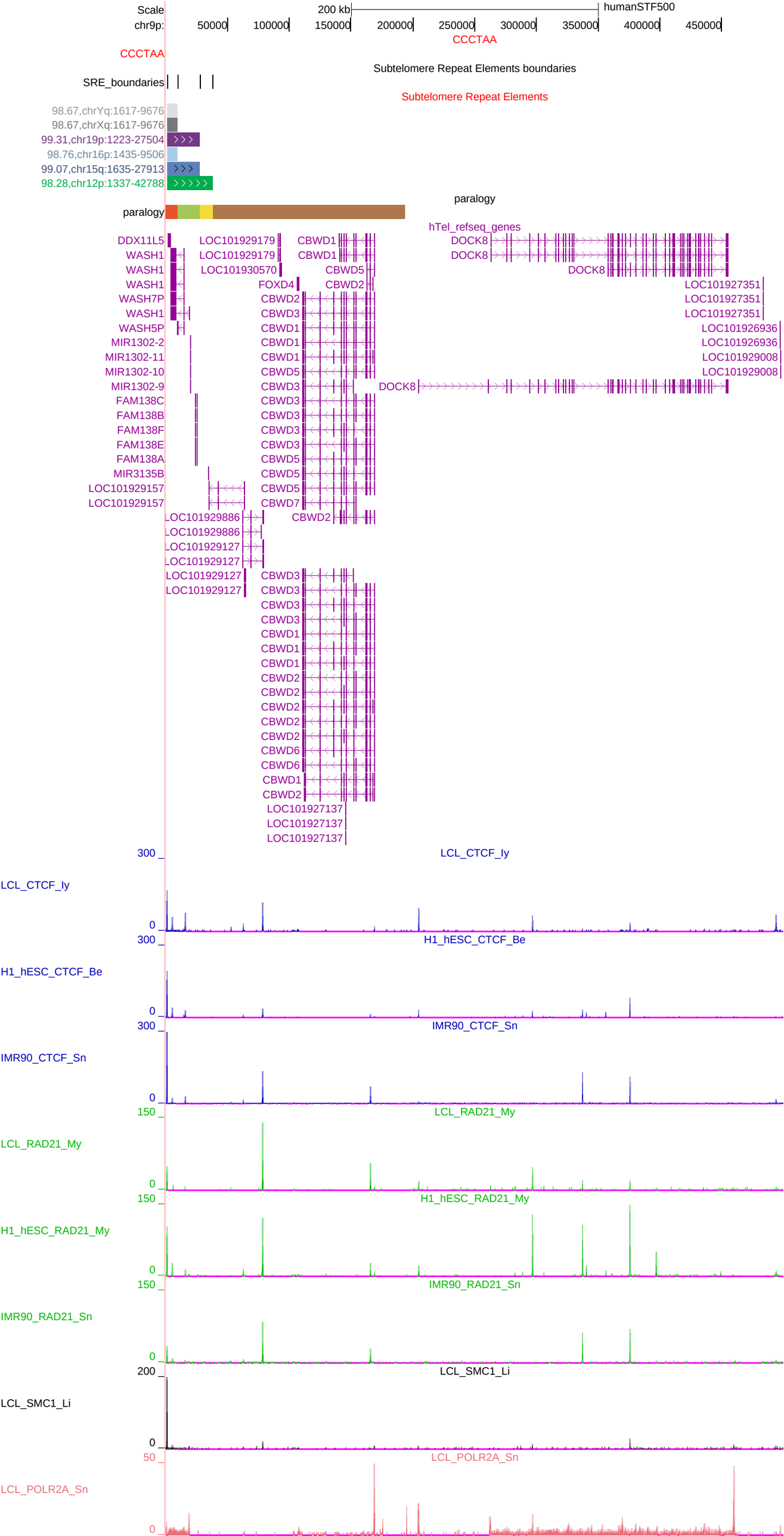
Scale
chr9p:
200 kb
humanSTF500
50000
100000
150000
200000
250000
300000
350000
400000
450000
CCCTAA
CCCTAA
Subtelomere Repeat Elements boundaries
SRE_boundaries
Subtelomere Repeat Elements
98.67,chrYq:1617-9676
98.67,chrXq:1617-9676
99.31,chr19p:1223-27504
98.76,chr16p:1435-9506
99.07,chr15q:1635-27913
98.28,chr12p:1337-42788
paralogy
paralogy
hTel_refseq_genes
DDX11L5
WASH1
WASH1
WASH1
WASH7P
WASH1
WASH5P
MIR1302-2
MIR1302-11
MIR1302-10
MIR1302-9
FAM138C
FAM138B
FAM138F
FAM138E
FAM138A
MIR3135B
LOC101929157
LOC101929157
LOC101929886
LOC101929886
LOC101929127
LOC101929127
LOC101929127
LOC101929127
LOC101929179
LOC101929179
LOC101930570
FOXD4
CBWD2
CBWD3
CBWD1
CBWD1
CBWD5
CBWD5
CBWD5
CBWD3
CBWD3
CBWD3
CBWD3
CBWD5
CBWD5
CBWD5
CBWD7
CBWD2
CBWD3
CBWD3
CBWD3
CBWD3
CBWD1
CBWD1
CBWD1
CBWD2
CBWD2
CBWD2
CBWD2
CBWD2
CBWD6
CBWD6
CBWD1
CBWD2
LOC101927137
LOC101927137
LOC101927137
CBWD1
CBWD1
CBWD5
CBWD2
DOCK8
DOCK8
DOCK8
DOCK8
LOC101927351
LOC101927351
LOC101927351
LOC101926936
LOC101926936
LOC101929008
LOC101929008
300
LCL_CTCF_Iy
LCL_CTCF_Iy
0
300
H1_hESC_CTCF_Be
H1_hESC_CTCF_Be
0
300
IMR90_CTCF_Sn
IMR90_CTCF_Sn
0
150
LCL_RAD21_My
LCL_RAD21_My
0
150
H1_hESC_RAD21_My
H1_hESC_RAD21_My
0
150
IMR90_RAD21_Sn
IMR90_RAD21_Sn
0
200
LCL_SMC1_Li
LCL_SMC1_Li
0
50
LCL_POLR2A_Sn
LCL_POLR2A_Sn
0

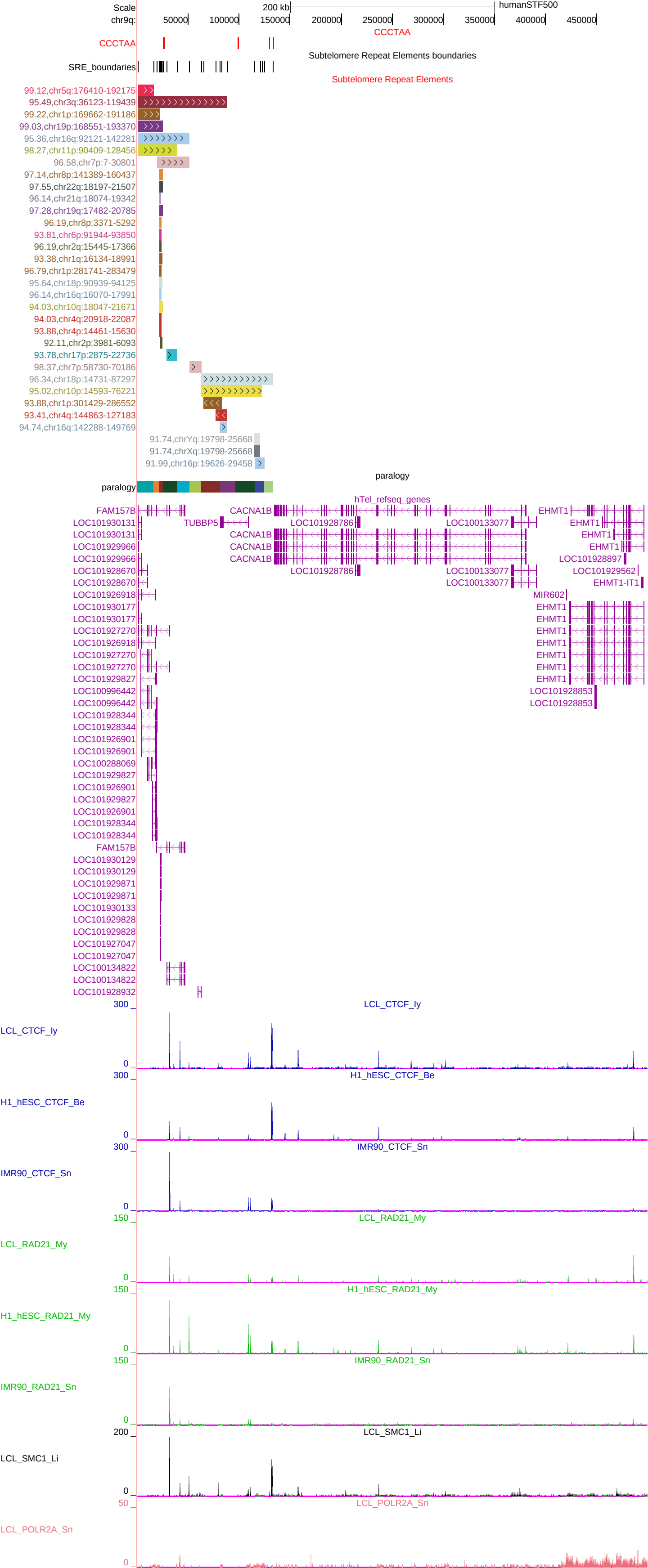
Scale
chr9q:
200 kb
humanSTF500
50000
100000
150000
200000
250000
300000
350000
400000
450000
CCCTAA
CCCTAA
Subtelomere Repeat Elements boundaries
SRE_boundaries
Subtelomere Repeat Elements
99.12,chr5q:176410-192175
95.49,chr3q:36123-119439
99.22,chr1p:169662-191186
99.03,chr19p:168551-193370
95.36,chr16q:92121-142281
98.27,chr11p:90409-128456
96.58,chr7p:7-30801
97.14,chr8p:141389-160437
97.55,chr22q:18197-21507
96.14,chr21q:18074-19342
97.28,chr19q:17482-20785
96.19,chr8p:3371-5292
93.81,chr6p:91944-93850
96.19,chr2q:15445-17366
93.38,chr1q:16134-18991
96.79,chr1p:281741-283479
95.64,chr18p:90939-94125
96.14,chr16q:16070-17991
94.03,chr10q:18047-21671
94.03,chr4q:20918-22087
93.88,chr4p:14461-15630
92.11,chr2p:3981-6093
93.78,chr17p:2875-22736
98.37,chr7p:58730-70186
96.34,chr18p:14731-87297
95.02,chr10p:14593-76221
93.88,chr1p:301429-286552
93.41,chr4q:144863-127183
94.74,chr16q:142288-149769
91.74,chrYq:19798-25668
91.74,chrXq:19798-25668
91.99,chr16p:19626-29458
paralogy
paralogy
hTel_refseq_genes
FAM157B
LOC101930131
LOC101930131
LOC101929966
LOC101929966
LOC101928670
LOC101928670
LOC101926918
LOC101930177
LOC101930177
LOC101927270
LOC101926918
LOC101927270
LOC101927270
LOC101929827
LOC100996442
LOC100996442
LOC101928344
LOC101928344
LOC101926901
LOC101926901
LOC100288069
LOC101929827
LOC101926901
LOC101929827
LOC101926901
LOC101928344
LOC101928344
FAM157B
LOC101930129
LOC101930129
LOC101929871
LOC101929871
LOC101930133
LOC101929828
LOC101929828
LOC101927047
LOC101927047
LOC100134822
LOC100134822
LOC101928932
TUBBP5
CACNA1B
CACNA1B
CACNA1B
CACNA1B
LOC101928786
LOC101928786
LOC100133077
LOC100133077
LOC100133077
EHMT1
EHMT1
EHMT1
EHMT1
LOC101928897
LOC101929562
EHMT1-IT1
MIR602
EHMT1
EHMT1
EHMT1
EHMT1
EHMT1
EHMT1
EHMT1
LOC101928853
LOC101928853
300
LCL_CTCF_Iy
LCL_CTCF_Iy
0
300
H1_hESC_CTCF_Be
H1_hESC_CTCF_Be
0
300
IMR90_CTCF_Sn
IMR90_CTCF_Sn
0
150
LCL_RAD21_My
LCL_RAD21_My
0
150
H1_hESC_RAD21_My
H1_hESC_RAD21_My
0
150
IMR90_RAD21_Sn
IMR90_RAD21_Sn
0
200
LCL_SMC1_Li
LCL_SMC1_Li
0
50
LCL_POLR2A_Sn
LCL_POLR2A_Sn
0

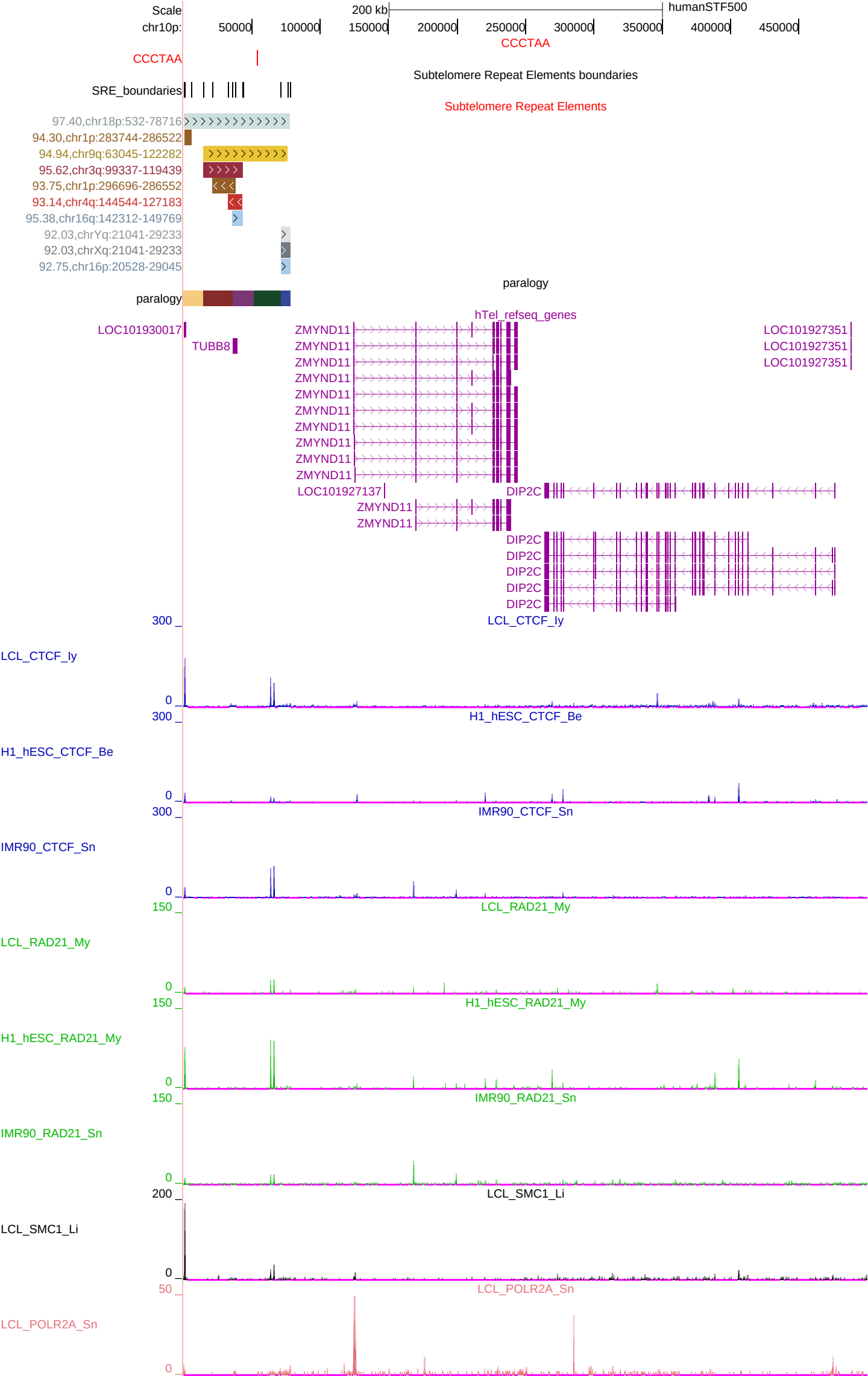
Scale
chr10p:
200 kb
humanSTF500
50000
100000
150000
200000
250000
300000
350000
400000
450000
CCCTAA
CCCTAA
Subtelomere Repeat Elements boundaries
SRE_boundaries
Subtelomere Repeat Elements
97.40,chr18p:532-78716
94.30,chr1p:283744-286522
94.94,chr9q:63045-122282
95.62,chr3q:99337-119439
93.75,chr1p:296696-286552
93.14,chr4q:144544-127183
95.38,chr16q:142312-149769
92.03,chrYq:21041-29233
92.03,chrXq:21041-29233
92.75,chr16p:20528-29045
paralogy
paralogy
hTel_refseq_genes
LOC101930017
TUBB8
ZMYND11
LOC101927137
DIP2C
LOC101927351
300
LCL_CTCF_Iy
LCL_CTCF_Iy
0
300
H1_hESC_CTCF_Be
H1_hESC_CTCF_Be
0
300
IMR90_CTCF_Sn
IMR90_CTCF_Sn
0
150
LCL_RAD21_My
LCL_RAD21_My
0
150
H1_hESC_RAD21_My
H1_hESC_RAD21_My
0
150
IMR90_RAD21_Sn
IMR90_RAD21_Sn
0
200
LCL_SMC1_Li
LCL_SMC1_Li
0
50
LCL_POLR2A_Sn
LCL_POLR2A_Sn
0

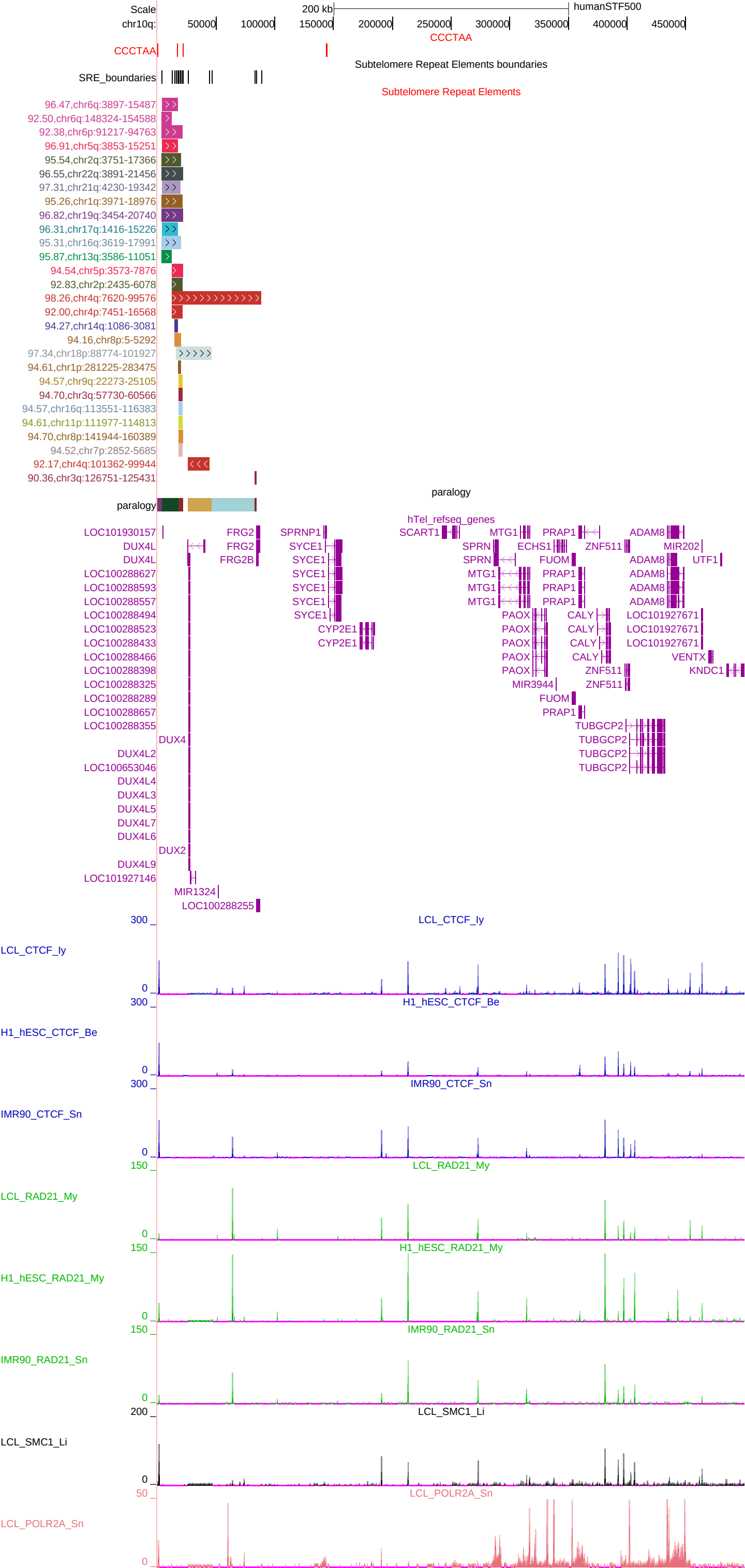
Scale
chr10q:
200 kb
humanSTF500
50000
100000
150000
200000
250000
300000
350000
400000
450000
CCCTAA
CCCTAA
Subtelomere Repeat Elements boundaries
SRE_boundaries
Subtelomere Repeat Elements
96.47,chr6q:3897-15487
92.50,chr6q:148324-154588
92.38,chr6p:91217-94763
96.91,chr5q:3853-15251
95.54,chr2q:3751-17366
96.55,chr22q:3891-21456
97.31,chr21q:4230-19342
95.26,chr1q:3971-18976
96.82,chr19q:3454-20740
96.31,chr17q:1416-15226
95.31,chr16q:3619-17991
95.87,chr13q:3586-11051
94.54,chr5p:3573-7876
92.83,chr2p:2435-6078
98.26,chr4q:7620-99576
92.00,chr4p:7451-16568
94.27,chr14q:1086-3081
94.16,chr8p:5-5292
97.34,chr18p:88774-101927
94.61,chr1p:281225-283475
94.57,chr9q:22273-25105
94.70,chr3q:57730-60566
94.57,chr16q:113551-116383
94.61,chr11p:111977-114813
94.70,chr8p:141944-160389
94.52,chr7p:2852-5685
92.17,chr4q:101362-99944
90.36,chr3q:126751-125431
paralogy
paralogy
hTel_refseq_genes
LOC101930157
DUX4L
DUX4L
LOC100288627
LOC100288593
LOC100288557
LOC100288494
LOC100288523
LOC100288433
LOC100288466
LOC100288398
LOC100288325
LOC100288289
LOC100288657
LOC100288355
DUX4
DUX4L2
LOC100653046
DUX4L4
DUX4L3
DUX4L5
DUX4L7
DUX4L6
DUX2
DUX4L9
LOC101927146
MIR1324
LOC100288255
FRG2
FRG2
FRG2B
SPRNP1
SYCE1
SYCE1
SYCE1
SYCE1
SYCE1
CYP2E1
CYP2E1
SCART1
MTG1
PRAP1
ADAM8
SPRN
ECHS1
ZNF511
MIR202
SPRN
FUOM
ADAM8
UTF1
MTG1
PRAP1
ADAM8
MTG1
PRAP1
ADAM8
MTG1
PRAP1
ADAM8
PAOX
CALY
LOC101927671
PAOX
CALY
LOC101927671
PAOX
CALY
LOC101927671
PAOX
CALY
VENTX
PAOX
ZNF511
KNDC1
MIR3944
ZNF511
FUOM
PRAP1
TUBGCP2
TUBGCP2
TUBGCP2
TUBGCP2
300
LCL_CTCF_Iy
LCL_CTCF_Iy
0
300
H1_hESC_CTCF_Be
H1_hESC_CTCF_Be
0
300
IMR90_CTCF_Sn
IMR90_CTCF_Sn
0
150
LCL_RAD21_My
LCL_RAD21_My
0
150
H1_hESC_RAD21_My
H1_hESC_RAD21_My
0
150
IMR90_RAD21_Sn
IMR90_RAD21_Sn
0
200
LCL_SMC1_Li
LCL_SMC1_Li
0
50
LCL_POLR2A_Sn
LCL_POLR2A_Sn
0


Scale
200 kb
humanSTF500
chr11p:
50000
100000
150000
200000
250000
300000
350000
400000
450000
CCCTAA
CCCTAA
Subtelomere Repeat Elements boundaries
SRE_boundaries
Subtelomere Repeat Elements
99.24,chr8p:75780-140719
99.53,chr6q:82520-142153
99.25,chr6p:18035-87328
98.78,chr5q:84267-192175
98.95,chr1p:71832-191186
96.98,chr19p:77469-193369
98.70,chr15q:75626-116418
98.33,chr2q:42907-63666
96.28,chr16q:43278-129005
96.60,chr3q:1-74345
98.17,chr9q:840-38104
96.95,chr7p:7-17236
97.38,chr8p:141389-160437
97.74,chr22q:18197-21506
96.46,chr21q:18074-19342
97.54,chr19q:17482-20785
96.14,chr8p:3371-5292
93.22,chr6p:91944-95228
96.14,chr2q:15445-17366
93.35,chr1q:16134-18982
96.79,chr1p:281741-283479
95.38,chr18p:90939-94116
96.09,chr16q:16070-17991
94.01,chr10q:18047-21671
93.25,chr4q:20918-23031
93.35,chr4p:14461-16574
91.96,chr2p:3476-6084
96.01,chr17p:2627-31192
paralogy
paralogy
hTel_refseq_genes
OR4F21
FAM157B
PSMD13
IFITM5
B4GALNT4
PTDSS2
HRAS
LOC101060626
LOC653486
NLRP6
B4GALNT4
ANO9
RNH1
C11orf35
LOC728323
SCGB1C1
NLRP6
B4GALNT4
PTDSS2
HRAS
LOC728323
SCGB1C1
LOC101930595
B4GALNT4
PTDSS2
HRAS
LOC728323
ODF3
LOC101930595
PKP3
RNH1
LOC101930257
ODF3
LOC101930595
PKP3
RNH1
LOC101930503
ODF3
ATHL1
SIGIRR
RNH1
LOC101929817
BET1L
ATHL1
SIGIRR
RNH1
LOC100133331
BET1L
ATHL1
SIGIRR
RNH1
LINC01001
RIC8A
ATHL1
SIGIRR
RNH1
LOC100132062
RIC8A
ATHL1
SIGIRR
RNH1
LOC100132287
RIC8A
IFITM2
SIGIRR
RNH1
LOC100132287
SIRT3
IFITM2
SIGIRR
RNH1
LOC100132062
SIRT3
IFITM1
SIGIRR
RNH1
LOC100132062
SIRT3
SIGIRR
LOC101059906
LINC01001
SIRT3
SIGIRR
HRAS
LOC101929819
SIRT3
ANO9
HRAS
LOC100996768
SIRT3
ANO9
LRRC56
LOC100996768
PSMD13
ANO9
LRRC56
LOC101059936
PSMD13
ANO9
LRRC56
LOC101930127
ANO9
LRRC56
LOC101927077
ANO9
LRRC56
LOC101060494
ANO9
C11orf35
LOC101060494
LOC101927137
C11orf35
LOC101060494
LOC101927137
C11orf35
LOC100996442
PTDSS2
C11orf35
LOC101928670
LOC101928670
LOC101928670
LOC101928379
LOC101928379
LOC101928379
LOC101928379
FAM157C
LOC100134822
LOC101927270
LOC101927270
LOC101929824
LOC101930131
LOC101930130
LOC388572
LOC101929850
LOC101929824
LOC101929966
LOC101930177
LOC101930131
LOC101929966
LOC101928670
LOC101928670
LOC101926918
LOC101927270
LOC101926918
LOC101927270
LOC101927270
LOC101929827
LOC100996442
LOC100996442
LOC101928344
LOC101928344
LOC101926901
LOC101926901
LOC101929827
LOC101926901
LOC101929827
LOC101926901
LOC101928344
LOC101928344
LOC101930129
LOC101930129
LOC101930133
LOC101930133
LOC101930133
LOC101929828
LOC101929828
LOC101927047
LOC101927047
300
LCL_CTCF_Iy
LCL_CTCF_Iy
0
300
H1_hESC_CTCF_Be
H1_hESC_CTCF_Be
0
300
IMR90_CTCF_Sn
IMR90_CTCF_Sn
0
150
LCL_RAD21_My
LCL_RAD21_My
0
150
H1_hESC_RAD21_My
H1_hESC_RAD21_My
0
150
IMR90_RAD21_Sn
IMR90_RAD21_Sn
0
200
LCL_SMC1_Li
LCL_SMC1_Li
0
50
LCL_POLR2A_Sn
LCL_POLR2A_Sn
0

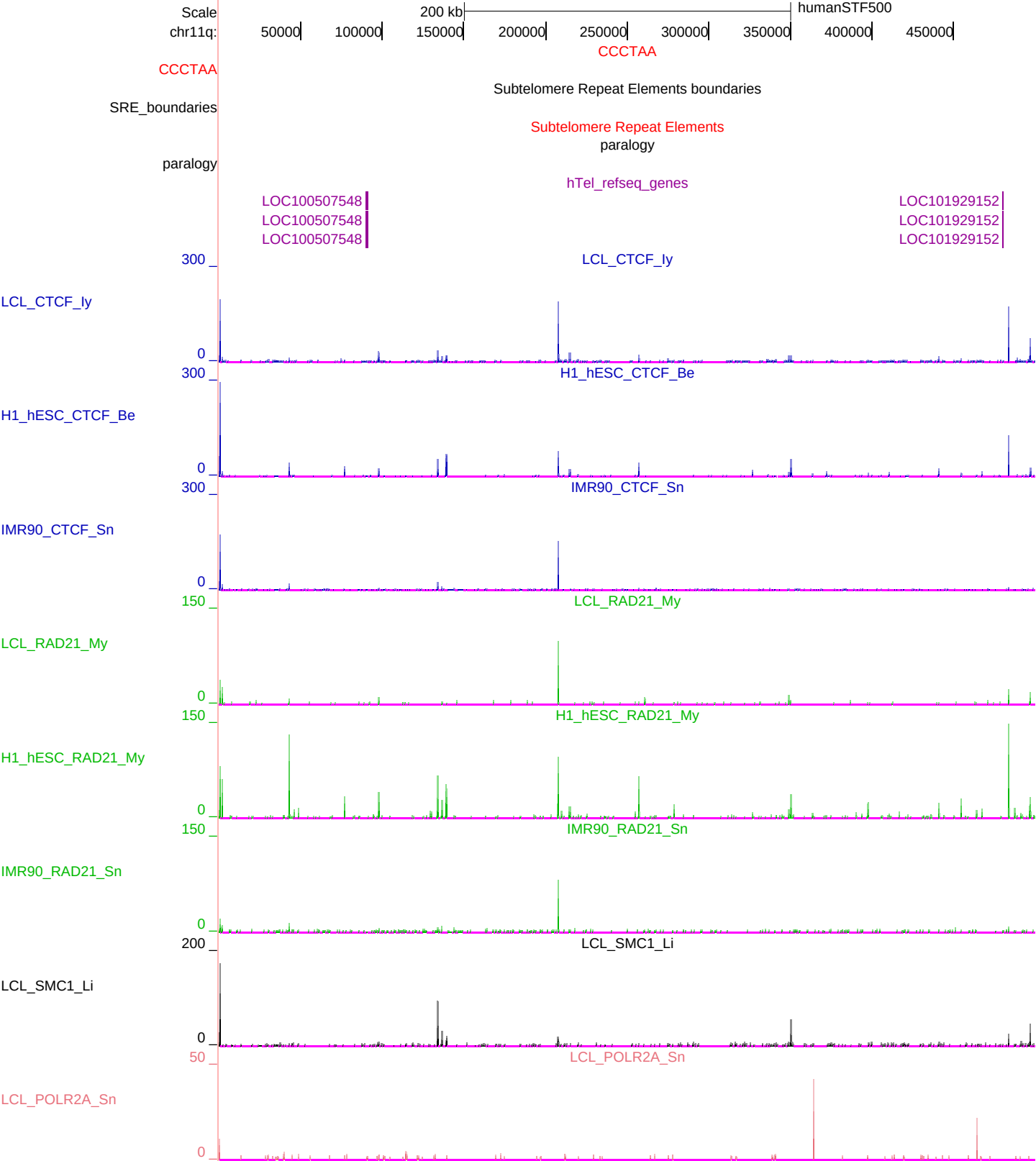
Scale
chr11q:
200 kb
humanSTF500
50000
100000
150000
200000
250000
300000
350000
400000
450000
CCCTAA
CCCTAA
Subtelomere Repeat Elements boundaries
SRE_boundaries
Subtelomere Repeat Elements
paralogy
paralogy
hTel_refseq_genes
LOC100507548
LOC100507548
LOC100507548
LOC101929152
LOC101929152
LOC101929152
300
LCL_CTCF_ly
LCL_CTCF_ly
0
300
H1_hESC_CTCF_Be
H1_hESC_CTCF_Be
0
300
IMR90_CTCF_Sn
IMR90_CTCF_Sn
0
150
LCL_RAD21_My
LCL_RAD21_My
0
150
H1_hESC_RAD21_My
H1_hESC_RAD21_My
0
150
IMR90_RAD21_Sn
IMR90_RAD21_Sn
0
200
LCL_SMC1_Li
LCL_SMC1_Li
0
50
LCL_POLR2A_Sn
LCL_POLR2A_Sn
0

Scale
chr12p:
200 kb
humanSTF500
50000
100000
150000
200000
250000
300000
350000
400000
450000
CCCTAA
CCCTAA
Subtelomere Repeat Elements boundaries
SRE_boundaries
Subtelomere Repeat Elements
98.19,chrYq:1617-9676
98.19,chrXq:1617-9676
98.29,chr9p:1541-38285
98.35,chr19p:1223-27504
97.91,chr16p:1435-9506
98.31,chr15q:1635-27913
paralogy
paralogy
hTel_refseq_genes
LOC100288778
MIR1302-2
MIR1302-11
MIR1302-10
MIR1302-9
FAM138B
LOC100996825
IQSEC3
LOC574538
SLC6A13
SLC6A12
KDM5A
CCDC77
LOC101929384
LCL_CTCF_Iy
H1_hESC_CTCF_Be
IMR90_CTCF_Sn
LCL_RAD21_My
H1_hESC_RAD21_My
IMR90_RAD21_Sn
LCL_SMC1_Li
LCL_POLR2A_Sn
300
150
200
50
0

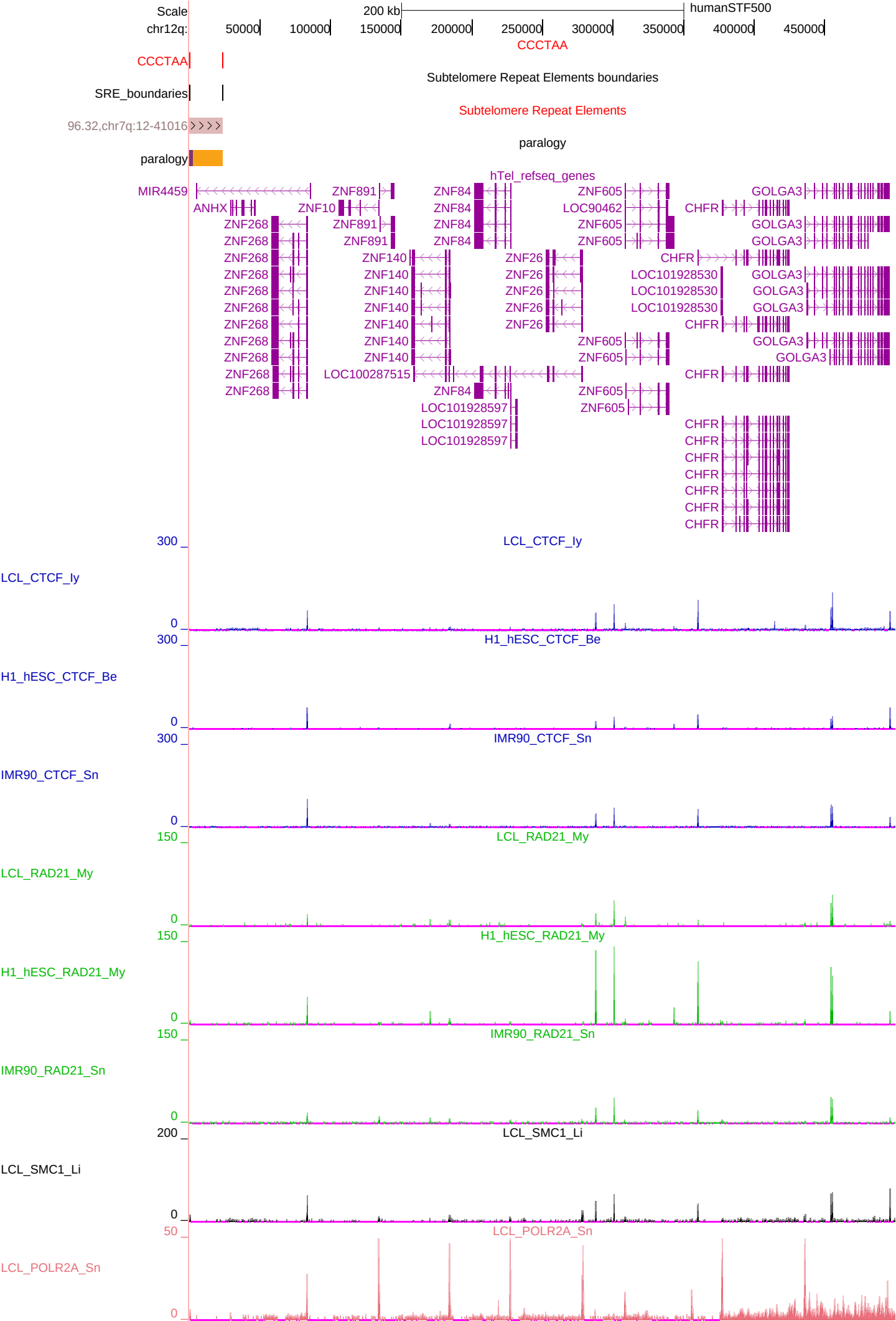
Scale
chr12q:
200 kb
humanSTF500
50000
100000
150000
200000
250000
300000
350000
400000
450000
CCCTAA
CCCTAA
Subtelomere Repeat Elements boundaries
SRE_boundaries
Subtelomere Repeat Elements
96.32,chr7q:12-41016
paralogy
paralogy
hTel_refseq_genes
MIR4459
ANHX
ZNF268
ZNF891
ZNF10
ZNF140
LOC100287515
ZNF84
LOC101928597
ZNF605
LOC90462
ZNF26
LOC101928530
CHFR
GOLGA3
300
LCL_CTCF_Iy
0
300
H1_hESC_CTCF_Be
0
300
IMR90_CTCF_Sn
0
150
LCL_RAD21_My
0
150
H1_hESC_RAD21_My
0
150
IMR90_RAD21_Sn
0
200
LCL_SMC1_Li
0
50
LCL_POLR2A_Sn
0

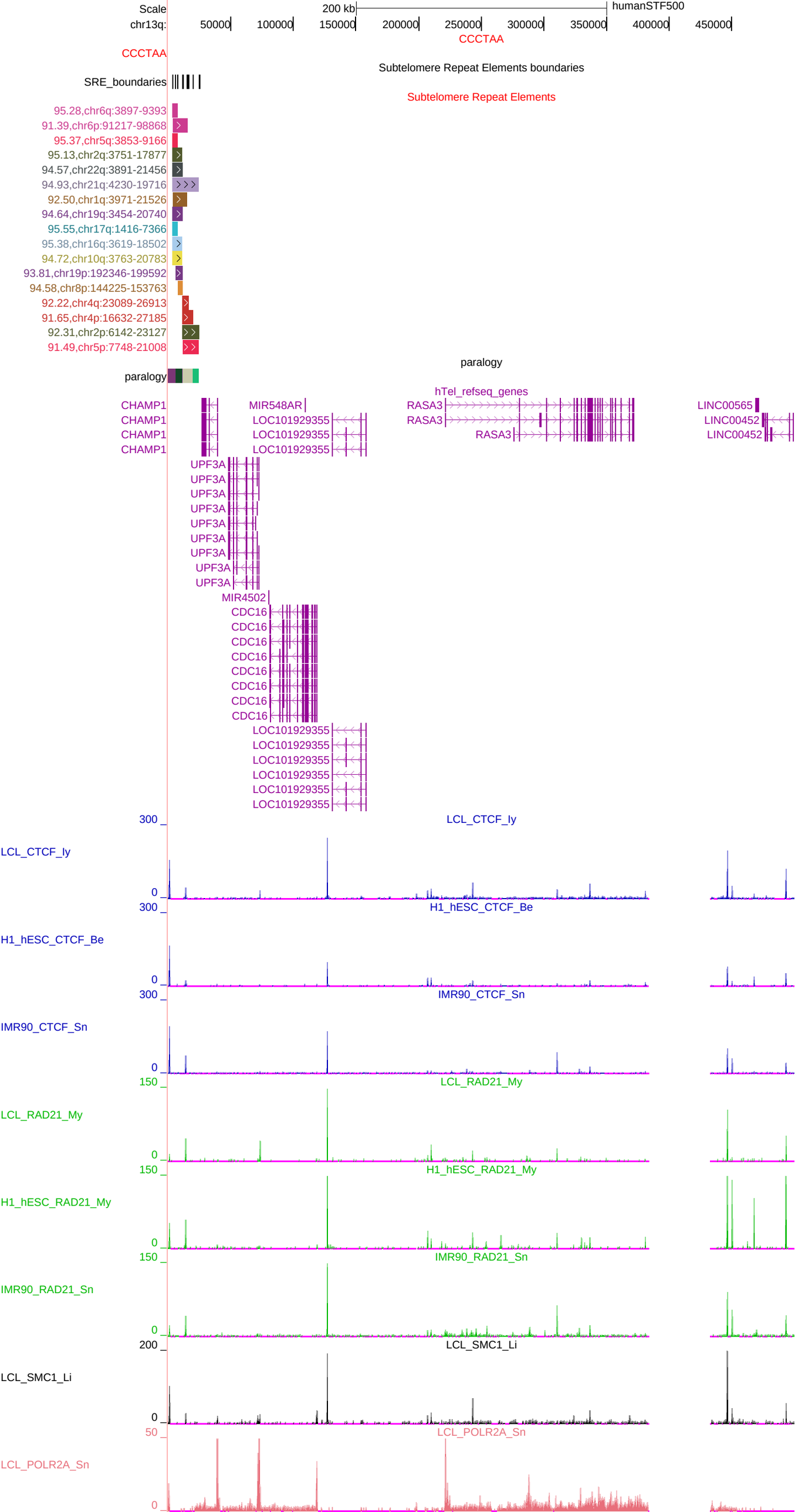
Scale
chr13q:
200 kb
humanSTF500
50000
100000
150000
200000
250000
300000
350000
400000
450000
CCCTAA
CCCTAA
Subtelomere Repeat Elements boundaries
SRE_boundaries
Subtelomere Repeat Elements
95.28,chr6q:3897-9393
91.39,chr6p:91217-98868
95.37,chr5q:3853-9166
95.13,chr2q:3751-17877
94.57,chr22q:3891-21456
94.93,chr21q:4230-19716
92.50,chr1q:3971-21526
94.64,chr19q:3454-20740
95.55,chr17q:1416-7366
95.38,chr16q:3619-18502
94.72,chr10q:3763-20783
93.81,chr19p:192346-199592
94.58,chr8p:144225-153763
92.22,chr4q:23089-26913
91.65,chr4p:16632-27185
92.31,chr2p:6142-23127
91.49,chr5p:7748-21008
paralogy
paralogy
hTel_refseq_genes
CHAMP1
CHAMP1
CHAMP1
CHAMP1
MIR548AR
LOC101929355
LOC101929355
LOC101929355
RASA3
RASA3
RASA3
LINC00565
LINC00452
LINC00452
UPF3A
UPF3A
UPF3A
UPF3A
UPF3A
UPF3A
UPF3A
UPF3A
UPF3A
MIR4502
CDC16
CDC16
CDC16
CDC16
CDC16
CDC16
CDC16
CDC16
LOC101929355
LOC101929355
LOC101929355
LOC101929355
LOC101929355
LOC101929355
300
LCL_CTCF_Iy
LCL_CTCF_Iy
0
300
H1_hESC_CTCF_Be
H1_hESC_CTCF_Be
0
300
IMR90_CTCF_Sn
IMR90_CTCF_Sn
0
150
LCL_RAD21_My
LCL_RAD21_My
0
150
H1_hESC_RAD21_My
H1_hESC_RAD21_My
0
150
IMR90_RAD21_Sn
IMR90_RAD21_Sn
0
200
LCL_SMC1_Li
LCL_SMC1_Li
0
50
LCL_POLR2A_Sn
LCL_POLR2A_Sn
0

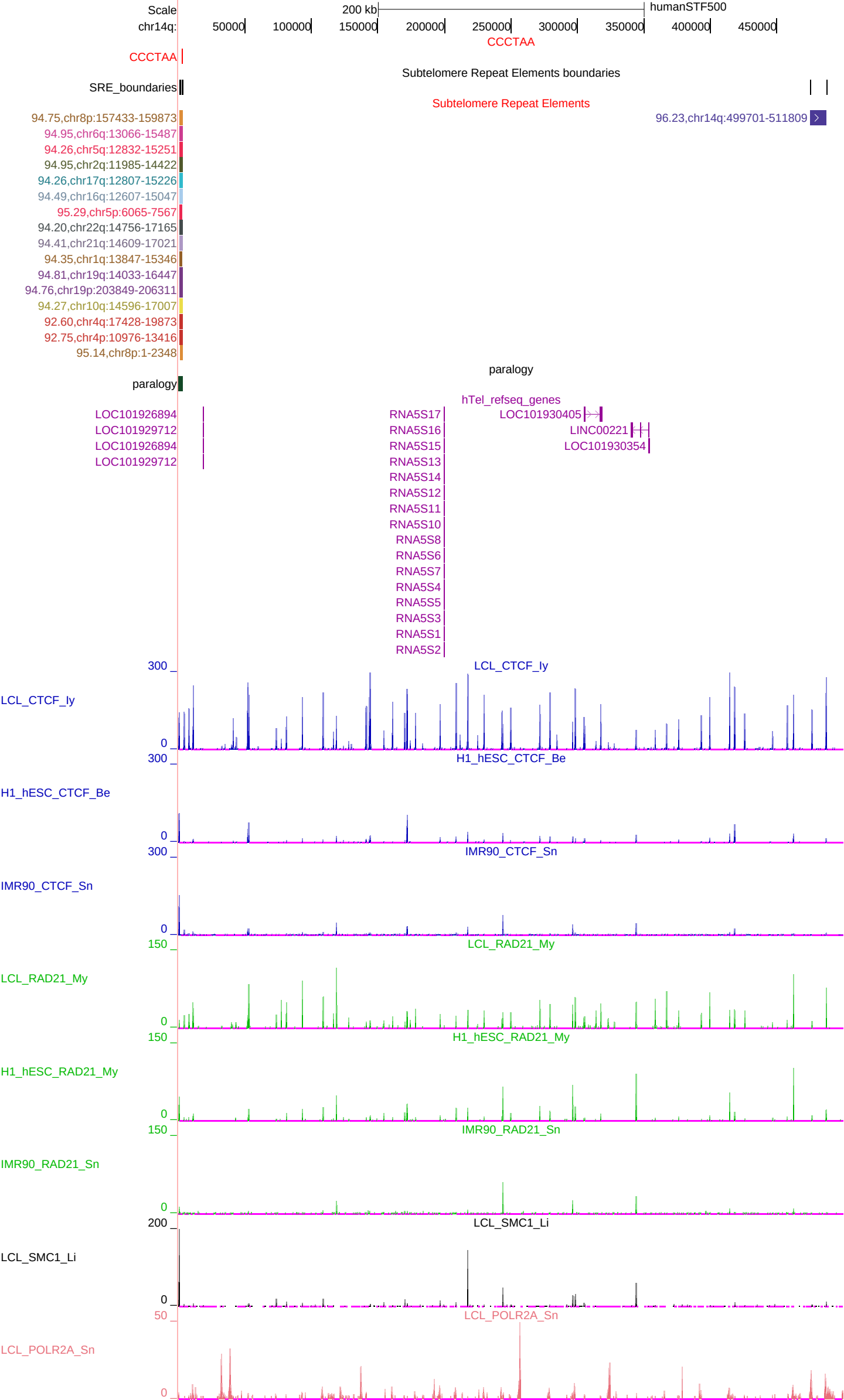
Scale
chr14q:
200 kb
humanSTF500
50000
100000
150000
200000
250000
300000
350000
400000
450000
CCCTAA
CCCTAA
Subtelomere Repeat Elements boundaries
SRE_boundaries
Subtelomere Repeat Elements
94.75,chr8p:157433-159873
94.95,chr6q:13066-15487
94.26,chr5q:12832-15251
94.95,chr2q:11985-14422
94.26,chr17q:12807-15226
94.49,chr16q:12607-15047
95.29,chr5p:6065-7567
94.20,chr22q:14756-17165
94.41,chr21q:14609-17021
94.35,chr1q:13847-15346
94.81,chr19q:14033-16447
94.76,chr19p:203849-206311
94.27,chr10q:14596-17007
92.60,chr4q:17428-19873
92.75,chr4p:10976-13416
95.14,chr8p:1-2348
96.23,chr14q:499701-511809
paralogy
paralogy
hTel_refseq_genes
LOC101926894
LOC101929712
LOC101926894
LOC101929712
RNA5S17
RNA5S16
RNA5S15
RNA5S13
RNA5S14
RNA5S12
RNA5S11
RNA5S10
RNA5S8
RNA5S6
RNA5S7
RNA5S4
RNA5S5
RNA5S3
RNA5S1
RNA5S2
LOC101930405
LINC00221
LOC101930354
LCL_CTCF_Iy
300
0
H1_hESC_CTCF_Be
IMR90_CTCF_Sn
LCL_RAD21_My
150
H1_hESC_RAD21_My
IMR90_RAD21_Sn
LCL_SMC1_Li
200
50
LCL_POLR2A_Sn

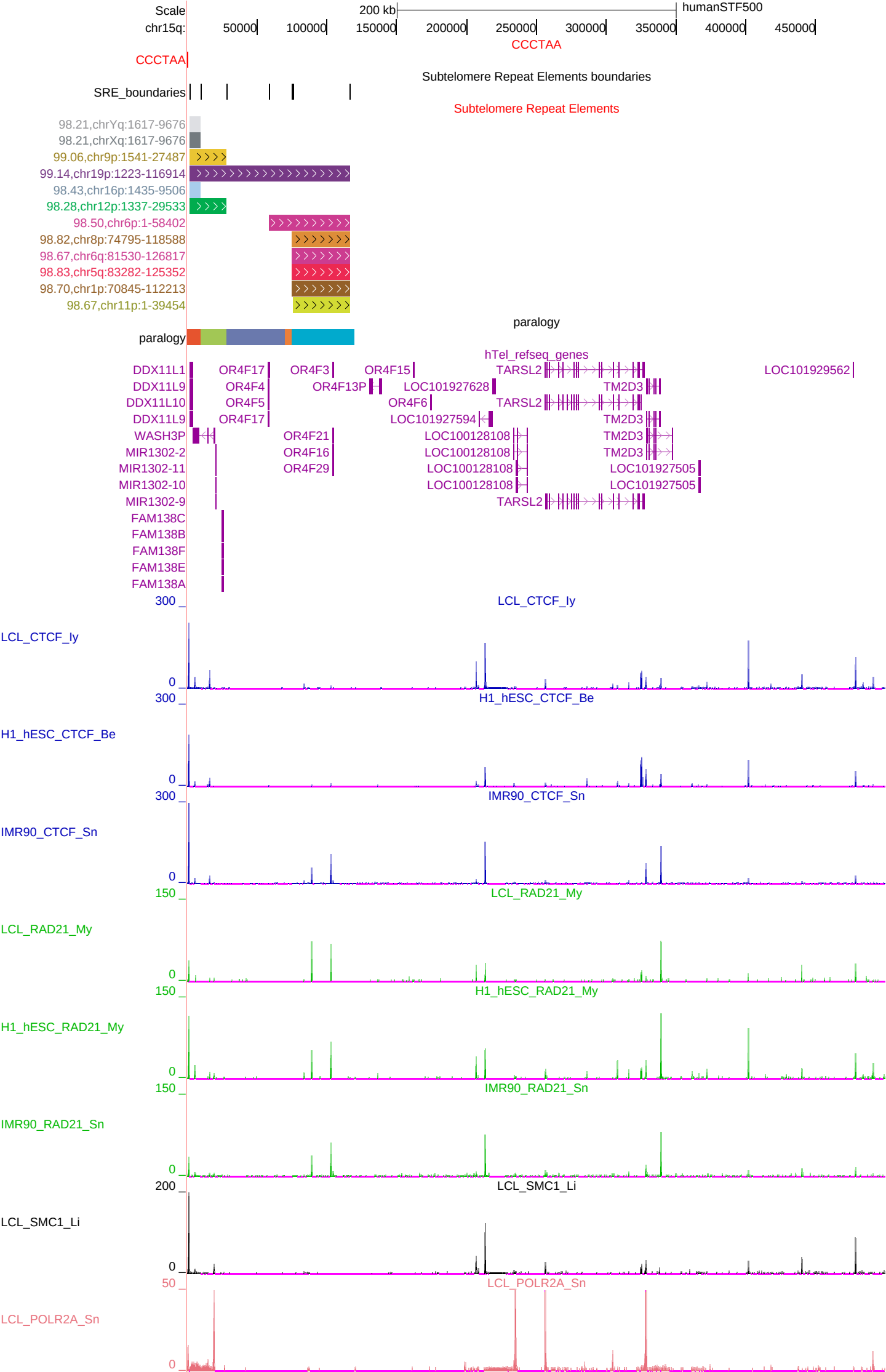
Scale
chr15q:
200 kb
humanSTF500
50000
100000
150000
200000
250000
300000
350000
400000
450000
CCCTAA
CCCTAA
Subtelomere Repeat Elements boundaries
SRE_boundaries
Subtelomere Repeat Elements
98.21,chrYq:1617-9676
98.21,chrXq:1617-9676
99.06,chr9p:1541-27487
99.14,chr19p:1223-116914
98.43,chr16p:1435-9506
98.28,chr12p:1337-29533
98.50,chr6p:1-58402
98.82,chr8p:74795-118588
98.67,chr6q:81530-126817
98.83,chr5q:83282-125352
98.70,chr1p:70845-112213
98.67,chr11p:1-39454
paralogy
paralogy
hTel_refseq_genes
DDX11L1
DDX11L9
DDX11L10
DDX11L9
WASH3P
MIR1302-2
MIR1302-11
MIR1302-10
MIR1302-9
FAM138C
FAM138B
FAM138F
FAM138E
FAM138A
OR4F17
OR4F4
OR4F5
OR4F17
OR4F3
OR4F13P
OR4F21
OR4F16
OR4F29
OR4F15
OR4F6
TARSL2
LOC101927628
LOC101927594
LOC100128108
LOC100128108
LOC100128108
LOC100128108
TARSL2
TM2D3
TM2D3
TM2D3
LOC101927505
LOC101927505
LOC101929562
300
LCL_CTCF_Iy
LCL_CTCF_Iy
0
300
H1_hESC_CTCF_Be
H1_hESC_CTCF_Be
0
300
IMR90_CTCF_Sn
IMR90_CTCF_Sn
0
150
LCL_RAD21_My
LCL_RAD21_My
0
150
H1_hESC_RAD21_My
H1_hESC_RAD21_My
0
150
IMR90_RAD21_Sn
IMR90_RAD21_Sn
0
200
LCL_SMC1_Li
LCL_SMC1_Li
0
50
LCL_POLR2A_Sn
LCL_POLR2A_Sn
0

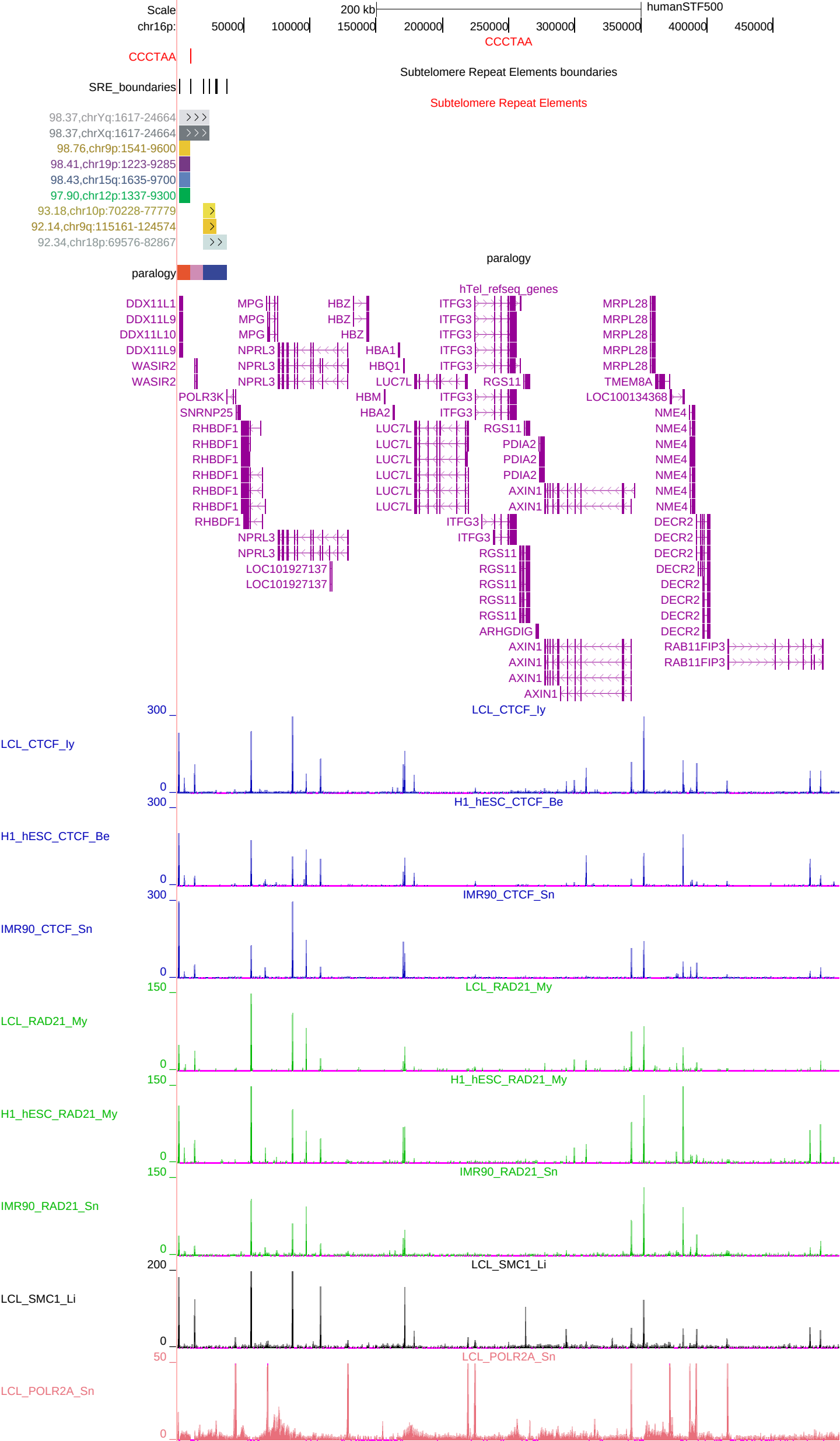
Scale
chr16p:
200 kb
humanSTF500
50000
100000
150000
200000
250000
300000
350000
400000
450000
CCCTAA
CCCTAA
Subtelomere Repeat Elements boundaries
SRE_boundaries
Subtelomere Repeat Elements
98.37,chrYq:1617-24664
98.37,chrXq:1617-24664
98.76,chr9p:1541-9600
98.41,chr19p:1223-9285
98.43,chr15q:1635-9700
97.90,chr12p:1337-9300
93.18,chr10p:70228-77779
92.14,chr9q:115161-124574
92.34,chr18p:69576-82867
paralogy
paralogy
hTel_refseq_genes
DDX11L1
DDX11L9
DDX11L10
DDX11L9
WASIR2
WASIR2
POLR3K
SNRNP25
RHBDF1
RHBDF1
RHBDF1
RHBDF1
RHBDF1
RHBDF1
RHBDF1
MPG
MPG
MPG
NPRL3
NPRL3
NPRL3
NPRL3
NPRL3
LOC101927137
LOC101927137
HBZ
HBZ
HBZ
HBA1
HBQ1
HBM
HBA2
LUC7L
LUC7L
LUC7L
LUC7L
LUC7L
LUC7L
LUC7L
ITFG3
ITFG3
ITFG3
ITFG3
ITFG3
ITFG3
ITFG3
ITFG3
RGS11
RGS11
RGS11
RGS11
RGS11
RGS11
RGS11
ARHGDIG
PDIA2
PDIA2
PDIA2
AXIN1
AXIN1
AXIN1
AXIN1
AXIN1
AXIN1
MRPL28
MRPL28
MRPL28
MRPL28
MRPL28
TMEM8A
LOC100134368
NME4
NME4
NME4
NME4
NME4
NME4
NME4
DECR2
DECR2
DECR2
DECR2
DECR2
DECR2
DECR2
DECR2
RAB11FIP3
RAB11FIP3
300
LCL_CTCF_Iy
0
300
H1_hESC_CTCF_Be
0
300
IMR90_CTCF_Sn
0
150
LCL_RAD21_My
0
150
H1_hESC_RAD21_My
0
150
IMR90_RAD21_Sn
0
200
LCL_SMC1_Li
0
50
LCL_POLR2A_Sn
0


Scale
chr16q:
200 kb
humanSTF500
50000
100000
150000
200000
250000
300000
350000
400000
450000
CCCTAA
CCCTAA
Subtelomere Repeat Elements boundaries
SRE_boundaries
Subtelomere Repeat Elements
98.04,chr6q:3897-18489
94.76,chr9q:80928-88451
91.75,chr6q:148324-149958
96.28,chr7p:7-30545
93.67,chr6p:91217-93850
94.96,chr3q:113998-119441
97.64,chr5q:3853-18248
95.55,chr18p:36017-43478
98.24,chr2q:3751-63666
95.57,chr22q:3891-20103
92.92,chr4q:140837-127183
95.39,chr21q:4230-19342
92.64,chr1p:289118-287079
94.69,chr1q:3971-18040
95.38,chr10p:35880-43330
95.73,chr19q:3454-19387
97.51,chr17q:1416-18224
95.94,chr13q:3586-7907
96.19,chr8p:3371-5292
95.09,chr10q:3763-19968
94.38,chr14q:1079-3080
95.04,chr5p:6057-7746
92.87,chr4q:17428-22087
92.87,chr4p:10976-15630
98.33,chr8p:1-11310
94.13,chr18p:88774-92862
95.59,chr8p:141944-159872
95.79,chr1p:281205-283479
96.15,chr9q:22273-24171
95.99,chr3q:57730-59632
96.10,chr11p:111977-113879
96.09,chr7p:2852-4749
91.82,chr2p:3981-5143
98.38,chr8p:56479-66689
98.56,chr6q:63155-73372
98.56,chr5q:64925-75145
98.48,chr1p:52507-62722
99.18,chr8p:122757-140719
99.41,chr6q:130985-142153
98.37,chr6p:62571-87328
97.49,chr5q:129519-192175
98.25,chr1p:116382-191186
94.04,chr19p:121083-193369
96.31,chr11p:43621-128456
94.11,chr3q:1-87591
95.36,chr9q:840-51184
97.93,chr8p:141389-145247
97.55,chr22q:18197-21506
96.14,chr21q:18074-19342
97.28,chr19q:17482-20785
93.81,chr6p:91944-93850
96.19,chr2q:15445-17366
93.38,chr1q:16134-18991
96.79,chr1p:281741-283479
95.64,chr18p:90939-94125
94.03,chr10q:18047-21671
94.03,chr4q:20918-22087
93.88,chr4p:14461-15630
92.11,chr2p:3981-6093
93.49,chr17p:2875-22736
paralogy
paralogy
hTel_refseq_genes
LOC101930151
FAM157C
URAHP
CENPBD1
MC1R
SPIRE2
MIR4459
LOC101928072
LOC101930131
PRDM7
AFG3L1P
TCF25
FANCA
LOC101928072
LOC101929966
PRDM7
AFG3L1P
TCF25
FANCA
LOC101927506
LOC101928670
PRDM7
AFG3L1P
TCF25
FANCA
LOC101928072
LOC101928670
URAHP
DEF8
FANCA
ZNF276
LOC101928072
LOC101926918
GAS8
DEF8
FANCA
LOC101927407
LOC101927270
GAS8
DEF8
ZNF276
LOC101930503
FAM157C
GAS8
DEF8
ZNF276
LOC100133182
FAM157C
GAS8
DEF8
LOC101929817
GAS8
DEF8
LOC101927999
GAS8
DEF8
LOC100132062
C16orf3
DEF8
LOC101059936
DBNDD1
DEF8
LOC101060494
DBNDD1
DEF8
LOC100996442
DEF8
LOC101928670
DEF8
LOC101928670
DEF8
LOC101928670
TUBB3
LOC100134822
TUBB3
LOC101928379
LOC101927910
LOC101928379
LOC101927910
LOC101928379
TCF25
LOC101928379
TCF25
LOC101927270
LOC101930117
LOC101927270
LOC101930117
LOC101929824
LOC101930131
LOC101930130
LOC101929824
LOC101929966
LOC101930177
LOC101926918
LOC101929827
LOC100996442
LOC100996442
LOC101928344
LOC101928344
LOC101926901
LOC101926901
LOC101929827
LOC101926901
LOC101929827
LOC101926901
LOC101928344
LOC101928344
LOC101930129
LOC101930129
LOC101929871
LOC101929871
LOC101930133
LOC101929828
LOC101929828
LOC101927047
LOC101927047
300
LCL_CTCF_Iy
0
300
H1_hESC_CTCF_Be
0
300
IMR90_CTCF_Sn
0
150
LCL_RAD21_My
0
150
H1_hESC_RAD21_My
0
150
IMR90_RAD21_Sn
0
200
LCL_SMC1_Li
0
50
LCL_POLR2A_Sn
0

Scale
chr17p:
200 kb
humanSTF500
50000
100000
150000
200000
250000
300000
350000
400000
450000
CCCTAA
CCCTAA
Subtelomere Repeat Elements boundaries
SRE_boundaries
Subtelomere Repeat Elements
93.64,chr9q:29318-38104
95.93,chr7p:9738-17236
93.99,chr3q:65850-74345
93.33,chr16q:120590-129005
96.01,chr11p:119534-134937
paralogy
paralogy
hTel_refseq_genes
FAM157B
FAM157C
LOC100134822
FAM157B
LOC101927270
LOC101927270
LOC101927270
LOC653486
SCGB1C1
LOC653486
SCGB1C1
LOC101929045
LOC101929045
LOC101929045
LOC101929045
LOC101929045
RPH3AL
DOC2B
LOC100506371
LOC101929070
C17orf97
C17orf97
C17orf97
FAM101B
VPS53
LOC100506388
LCL_CTCF_Iy
H1_hESC_CTCF_Be
IMR90_CTCF_Sn
LCL_RAD21_My
H1_hESC_RAD21_My
IMR90_RAD21_Sn
LCL_SMC1_Li
LCL_POLR2A_Sn
300
0
150
200
50

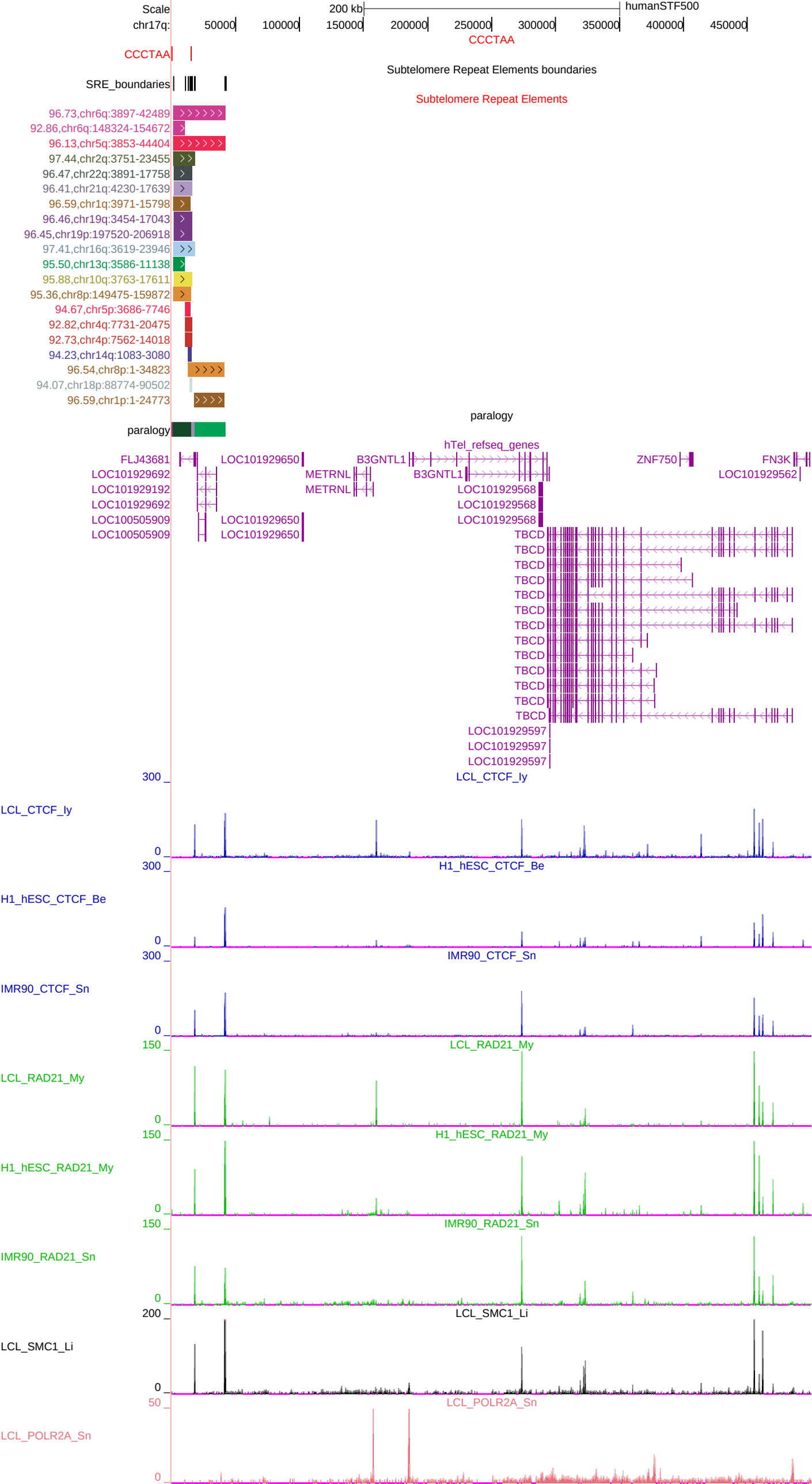
Scale
chr17q:
200 kb
humanSTF500
50000
100000
150000
200000
250000
300000
350000
400000
450000
CCCTAA
CCCTAA
Subtelomere Repeat Elements boundaries
SRE_boundaries
Subtelomere Repeat Elements
96.73,chr6q:3897-42489
92.86,chr6q:148324-154672
96.13,chr5q:3853-44404
97.44,chr2q:3751-23455
96.47,chr22q:3891-17758
96.41,chr21q:4230-17639
96.59,chr1q:3971-15798
96.46,chr19q:3454-17043
96.45,chr19p:197520-206918
97.41,chr16q:3619-23946
95.50,chr13q:3586-11138
95.88,chr10q:3763-17611
95.36,chr8p:149475-159872
94.67,chr5p:3686-7746
92.82,chr4q:7731-20475
92.73,chr4p:7562-14018
94.23,chr14q:1083-3080
96.54,chr8p:1-34823
94.07,chr18p:88774-90502
96.59,chr1p:1-24773
paralogy
paralogy
hTel_refseq_genes
FLJ43681
LOC101929650
B3GNTL1
ZNF750
FN3K
LOC101929692
METRNL
B3GNTL1
LOC101929562
LOC101929192
METRNL
LOC101929568
LOC101929692
LOC101929568
LOC100505909
LOC101929650
LOC101929568
LOC100505909
LOC101929650
TBCD
LOC101929597
LOC101929597
LOC101929597
300
LCL_CTCF_Iy
LCL_CTCF_Iy
0
300
H1_hESC_CTCF_Be
H1_hESC_CTCF_Be
0
300
IMR90_CTCF_Sn
IMR90_CTCF_Sn
0
150
LCL_RAD21_My
LCL_RAD21_My
0
150
H1_hESC_RAD21_My
H1_hESC_RAD21_My
0
150
IMR90_RAD21_Sn
IMR90_RAD21_Sn
0
200
LCL_SMC1_Li
LCL_SMC1_Li
0
50
LCL_POLR2A_Sn
LCL_POLR2A_Sn
0

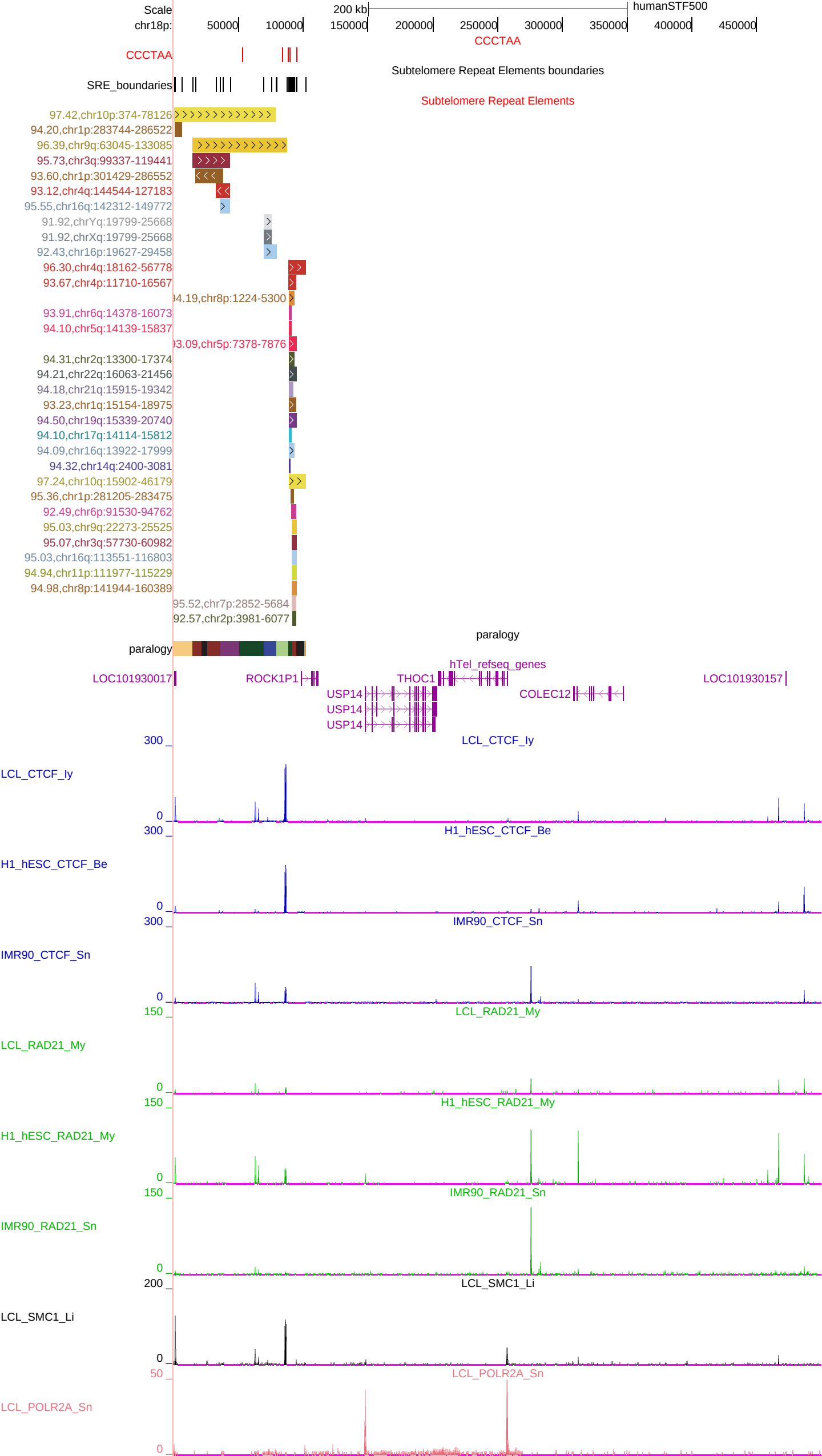
Scale
chr18p:
200 kb
humanSTF500
50000
100000
150000
200000
250000
300000
350000
400000
450000
CCCTAA
CCCTAA
Subtelomere Repeat Elements boundaries
SRE_boundaries
Subtelomere Repeat Elements
97.42,chr10p:374-78126
94.20,chr1p:283744-286522
96.39,chr9q:63045-133085
95.73,chr3q:99337-119441
93.60,chr1p:301429-286552
93.12,chr4q:144544-127183
95.55,chr16q:142312-149772
91.92,chrYq:19799-25668
91.92,chrXq:19799-25668
92.43,chr16p:19627-29458
96.30,chr4q:18162-56778
93.67,chr4p:11710-16567
94.19,chr8p:1224-5300
93.91,chr6q:14378-16073
94.10,chr5q:14139-15837
93.09,chr5p:7378-7876
94.31,chr2q:13300-17374
94.21,chr22q:16063-21456
94.18,chr21q:15915-19342
93.23,chr1q:15154-18975
94.50,chr19q:15339-20740
94.10,chr17q:14114-15812
94.09,chr16q:13922-17999
94.32,chr14q:2400-3081
97.24,chr10q:15902-46179
95.36,chr1p:281205-283475
92.49,chr6p:91530-94762
95.03,chr9q:22273-25525
95.07,chr3q:57730-60982
95.03,chr16q:113551-116803
94.94,chr11p:111977-115229
94.98,chr8p:141944-160389
95.52,chr7p:2852-5684
92.57,chr2p:3981-6077
paralogy
paralogy
hTel_refseq_genes
LOC101930017
ROCK1P1
THOC1
LOC101930157
USP14
USP14
USP14
COLEC12
300
LCL_CTCF_Iy
LCL_CTCF_Iy
0
300
H1_hESC_CTCF_Be
H1_hESC_CTCF_Be
0
300
IMR90_CTCF_Sn
IMR90_CTCF_Sn
0
150
LCL_RAD21_My
LCL_RAD21_My
0
150
H1_hESC_RAD21_My
H1_hESC_RAD21_My
0
150
IMR90_RAD21_Sn
IMR90_RAD21_Sn
0
200
LCL_SMC1_Li
LCL_SMC1_Li
0
50
LCL_POLR2A_Sn
LCL_POLR2A_Sn
0

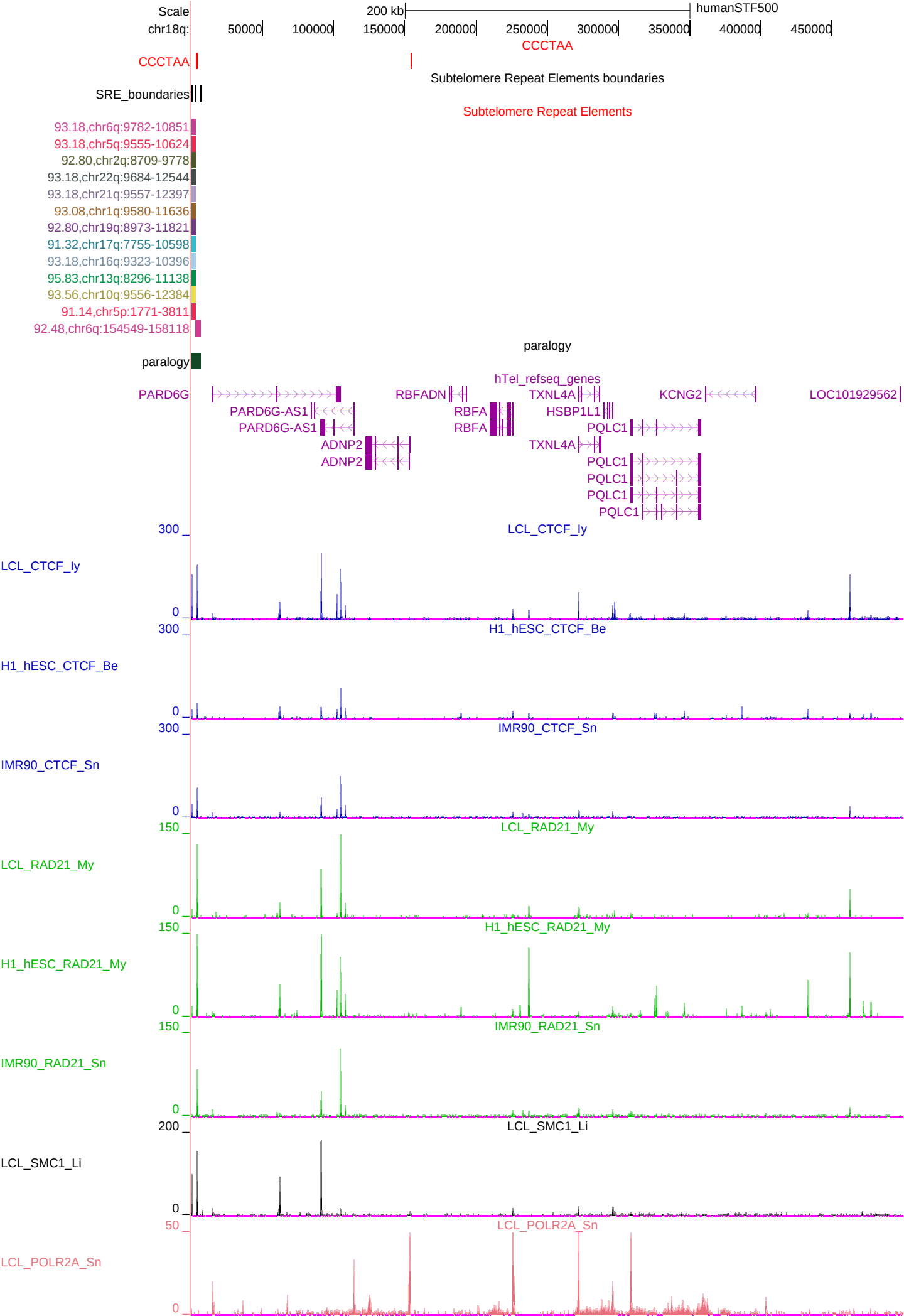
Scale
chr18q:
200 kb
humanSTF500
50000
100000
150000
200000
250000
300000
350000
400000
450000
CCCTAA
CCCTAA
Subtelomere Repeat Elements boundaries
SRE_boundaries
Subtelomere Repeat Elements
93.18,chr6q:9782-10851
93.18,chr5q:9555-10624
92.80,chr2q:8709-9778
93.18,chr22q:9684-12544
93.18,chr21q:9557-12397
93.08,chr1q:9580-11636
92.80,chr19q:8973-11821
91.32,chr17q:7755-10598
93.18,chr16q:9323-10396
95.83,chr13q:8296-11138
93.56,chr10q:9556-12384
91.14,chr5p:1771-3811
92.48,chr6q:154549-158118
paralogy
paralogy
hTel_refseq_genes
PARD6G
RBFADN
TXNL4A
KCNG2
LOC101929562
PARD6G-AS1
RBFA
HSBP1L1
PARD6G-AS1
RBFA
PQLC1
ADNP2
TXNL4A
ADNP2
PQLC1
PQLC1
PQLC1
PQLC1
300
LCL_CTCF_Iy
LCL_CTCF_Iy
0
300
H1_hESC_CTCF_Be
H1_hESC_CTCF_Be
0
300
IMR90_CTCF_Sn
IMR90_CTCF_Sn
0
150
LCL_RAD21_My
LCL_RAD21_My
0
150
H1_hESC_RAD21_My
H1_hESC_RAD21_My
0
150
IMR90_RAD21_Sn
IMR90_RAD21_Sn
0
200
LCL_SMC1_Li
LCL_SMC1_Li
0
50
LCL_POLR2A_Sn
LCL_POLR2A_Sn
0

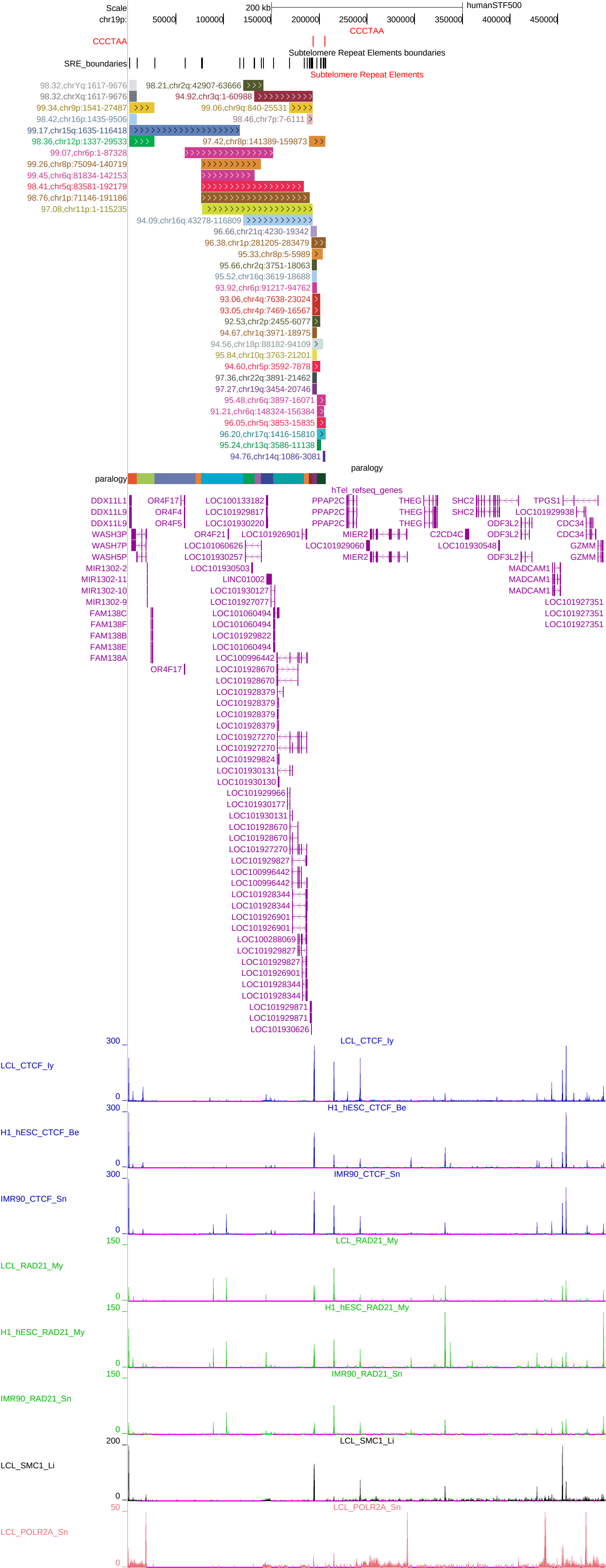
Scale
chr19p:
200 kb
humanSTF500
50000
100000
150000
200000
250000
300000
350000
400000
450000
CCCTAA
CCCTAA
Subtelomere Repeat Elements boundaries
SRE_boundaries
Subtelomere Repeat Elements
98.32,chrYq:1617-9676
98.32,chrXq:1617-9676
99.34,chr9p:1541-27487
98.42,chr16p:1435-9506
99.17,chr15q:1635-116418
98.36,chr12p:1337-29533
99.07,chr6p:1-87328
99.26,chr8p:75094-140719
99.45,chr6q:81834-142153
98.41,chr5q:83581-192179
98.76,chr1p:71146-191186
97.08,chr11p:1-115235
98.21,chr2q:42907-63666
94.92,chr3q:1-60988
99.06,chr9q:840-25531
98.46,chr7p:7-6111
97.42,chr8p:141389-159873
94.09,chr16q:43278-116809
96.66,chr21q:4230-19342
96.38,chr1p:281205-283479
95.33,chr8p:5-5989
95.66,chr2q:3751-18063
95.52,chr16q:3619-18688
93.92,chr6p:91217-94762
93.06,chr4q:7638-23024
93.05,chr4p:7469-16567
92.53,chr2p:2455-6077
94.67,chr1q:3971-18975
94.56,chr18p:88182-94109
95.84,chr10q:3763-21201
94.60,chr5p:3592-7878
97.36,chr22q:3891-21462
97.27,chr19q:3454-20746
95.48,chr6q:3897-16071
91.21,chr6q:148324-156384
96.05,chr5q:3853-15835
96.20,chr17q:1416-15810
95.24,chr13q:3586-11138
94.76,chr14q:1086-3081
paralogy
paralogy
hTel_refseq_genes
DDX11L1
DDX11L9
DDX11L9
WASH3P
WASH7P
WASH5P
MIR1302-2
MIR1302-11
MIR1302-10
MIR1302-9
FAM138C
FAM138F
FAM138B
FAM138E
FAM138A
OR4F17
OR4F4
OR4F5
OR4F21
OR4F17
LOC100133182
LOC101929817
LOC101930220
LOC101926901
LOC101060626
LOC101930257
LOC101930503
LINC01002
LOC101930127
LOC101927077
LOC101060494
LOC101060494
LOC101929822
LOC101060494
LOC100996442
LOC101928670
LOC101928670
LOC101928379
LOC101928379
LOC101928379
LOC101928379
LOC101927270
LOC101927270
LOC101929824
LOC101930131
LOC101930130
LOC101929966
LOC101930177
LOC101930131
LOC101928670
LOC101928670
LOC101927270
LOC101929827
LOC100996442
LOC100996442
LOC101928344
LOC101928344
LOC101926901
LOC101926901
LOC100288069
LOC101929827
LOC101929827
LOC101926901
LOC101928344
LOC101928344
LOC101929871
LOC101929871
LOC101930626
PPAP2C
PPAP2C
PPAP2C
MIER2
LOC101929060
MIER2
THEG
THEG
THEG
C2CD4C
SHC2
SHC2
LOC101930548
ODF3L2
ODF3L2
ODF3L2
TPGS1
LOC101929938
CDC34
CDC34
GZMM
GZMM
MADCAM1
MADCAM1
MADCAM1
LOC101927351
LOC101927351
LOC101927351
LCL_CTCF_Iy
300
0
H1_hESC_CTCF_Be
300
0
IMR90_CTCF_Sn
300
0
LCL_RAD21_My
150
0
H1_hESC_RAD21_My
150
0
IMR90_RAD21_Sn
150
0
LCL_SMC1_Li
200
0
LCL_POLR2A_Sn
50
0

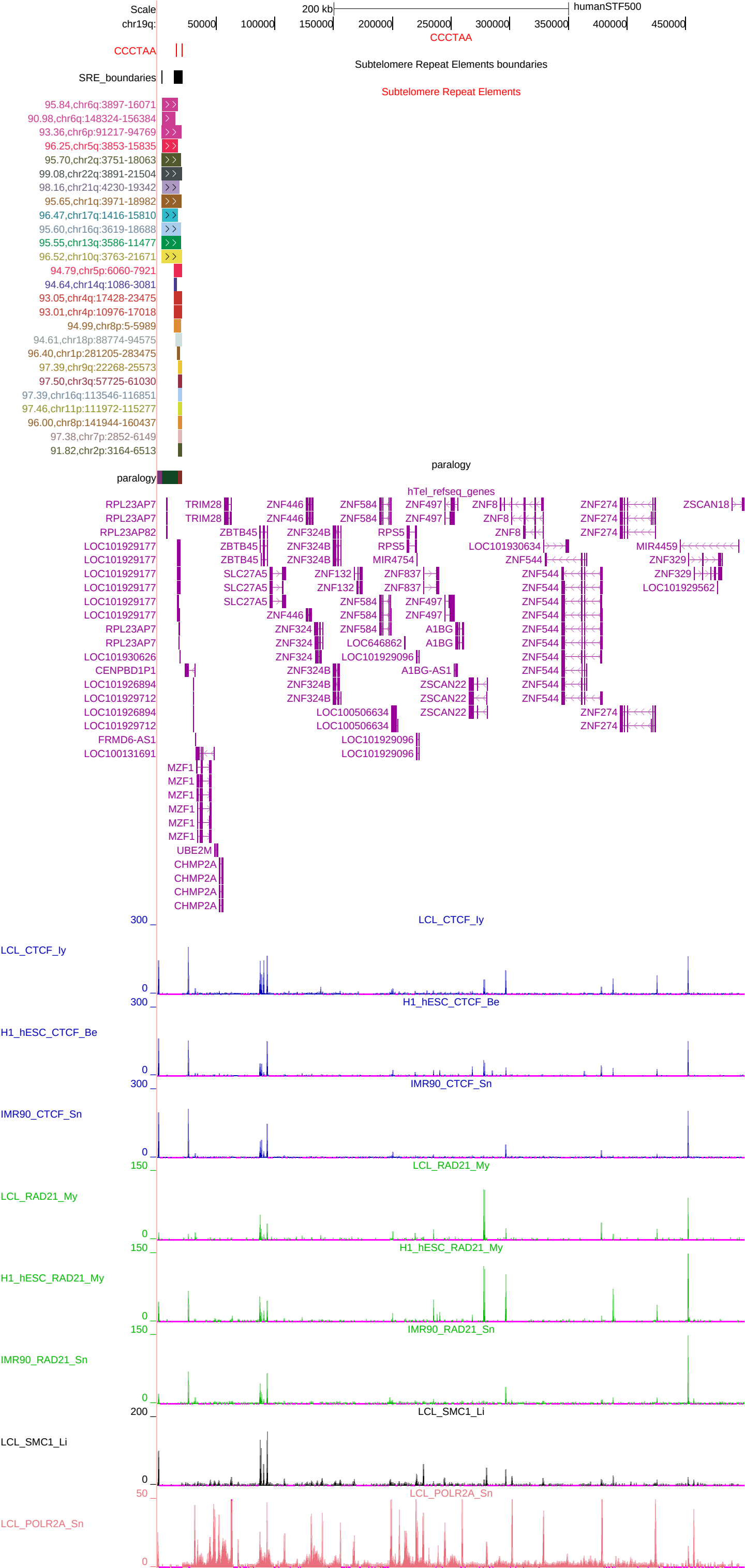
Scale
chr19q:
200 kb
humanSTF500
50000
100000
150000
200000
250000
300000
350000
400000
450000
CCCTAA
CCCTAA
Subtelomere Repeat Elements boundaries
SRE_boundaries
Subtelomere Repeat Elements
95.84,chr6q:3897-16071
90.98,chr6q:148324-156384
93.36,chr6p:91217-94769
96.25,chr5q:3853-15835
95.70,chr2q:3751-18063
99.08,chr22q:3891-21504
98.16,chr21q:4230-19342
95.65,chr1q:3971-18982
96.47,chr17q:1416-15810
95.60,chr16q:3619-18688
95.55,chr13q:3586-11477
96.52,chr10q:3763-21671
94.79,chr5p:6060-7921
94.64,chr14q:1086-3081
93.05,chr4q:17428-23475
93.01,chr4p:10976-17018
94.99,chr8p:5-5989
94.61,chr18p:88774-94575
96.40,chr1p:281205-283475
97.39,chr9q:22268-25573
97.50,chr3q:57725-61030
97.39,chr16q:113546-116851
97.46,chr11p:111972-115277
96.00,chr8p:141944-160437
97.38,chr7p:2852-6149
91.82,chr2p:3164-6513
paralogy
paralogy
hTel_refseq_genes
RPL23AP7
RPL23AP7
RPL23AP82
LOC101929177
LOC101929177
LOC101929177
LOC101929177
LOC101929177
LOC101929177
RPL23AP7
RPL23AP7
LOC101930626
CENPBD1P1
LOC101926894
LOC101929712
LOC101926894
LOC101929712
FRMD6-AS1
LOC100131691
TRIM28
ZNF446
ZNF584
ZNF497
ZNF8
ZNF274
ZSCAN18
ZBTB45
ZNF324B
RPS5
LOC101930634
MIR4459
MIR4754
ZNF544
ZNF329
SLC27A5
ZNF132
ZNF837
LOC101929562
A1BG
ZNF324
LOC646862
LOC101929096
A1BG-AS1
ZSCAN22
LOC100506634
MZF1
UBE2M
CHMP2A
300
LCL_CTCF_Iy
0
H1_hESC_CTCF_Be
IMR90_CTCF_Sn
150
LCL_RAD21_My
H1_hESC_RAD21_My
IMR90_RAD21_Sn
200
LCL_SMC1_Li
50
LCL_POLR2A_Sn


Scale
chrXpYp:
200 kb
humanSTF500
50000
100000
150000
200000
250000
300000
350000
400000
450000
CCCTAA
CCCTAA
Subtelomere Repeat Elements boundaries
SRE_boundaries
Subtelomere Repeat Elements
paralogy
paralogy
hTel_refseq_genes
LOC101929882
LOC101930274
GTPBP6
PLCXD1
PLCXD1
PPP2R3B
PPP2R3B
PPP2R3B
PPP2R3B
PPP2R3B
SHOX
SHOX
SHOX
SHOX
LOC101929562
LOC101927137
LOC101927137
LOC101927137
300
LCL_CTCF_Iy
LCL_CTCF_Iy
0
300
H1_hESC_CTCF_Be
H1_hESC_CTCF_Be
0
300
IMR90_CTCF_Sn
IMR90_CTCF_Sn
0
150
LCL_RAD21_My
LCL_RAD21_My
0
150
H1_hESC_RAD21_My
H1_hESC_RAD21_My
0
150
IMR90_RAD21_Sn
IMR90_RAD21_Sn
0
200
LCL_SMC1_Li
LCL_SMC1_Li
0
50
LCL_POLR2A_Sn
LCL_POLR2A_Sn
0

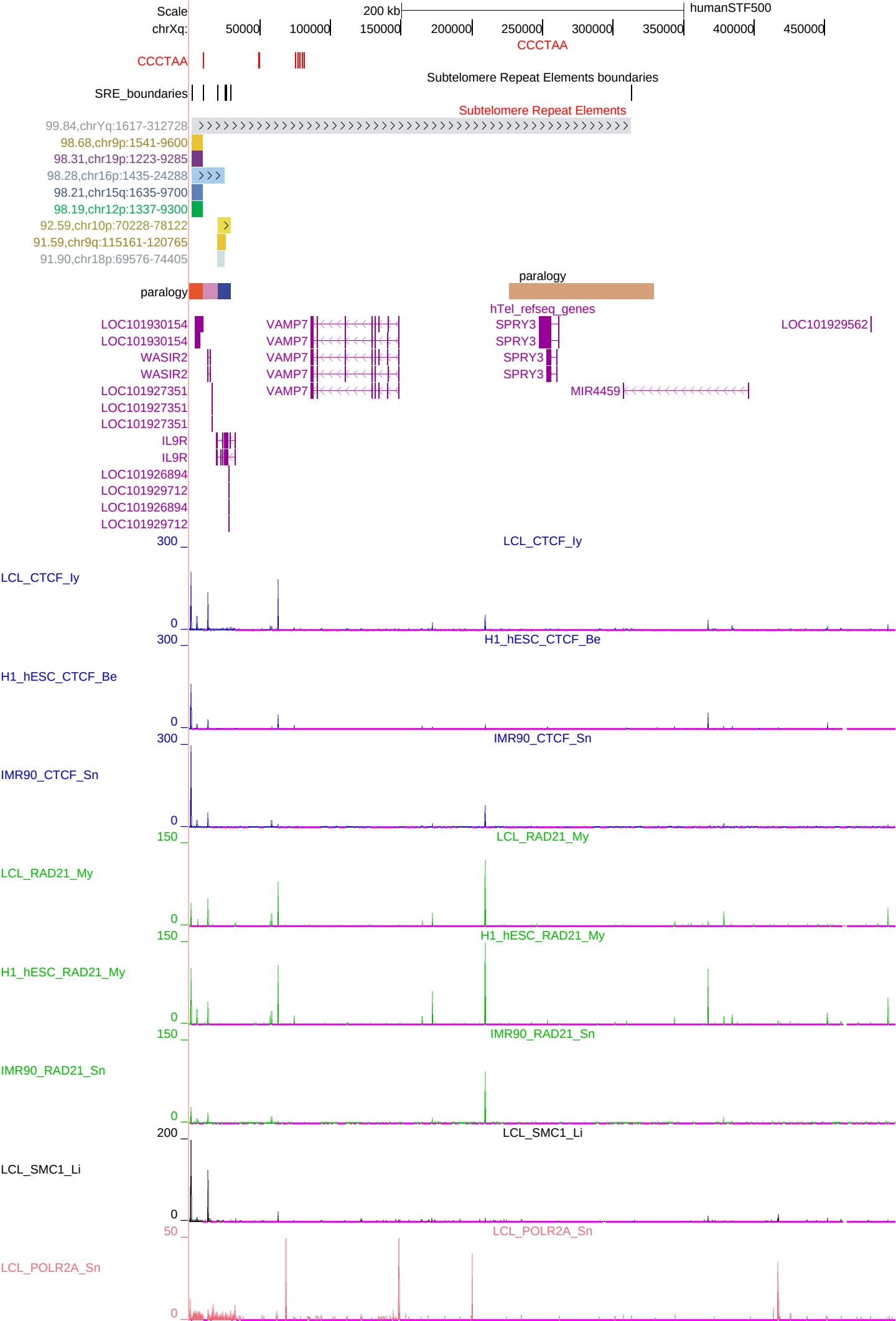
Scale
chrXq:
200 kb
humanSTF500
50000
100000
150000
200000
250000
300000
350000
400000
450000
CCCTAA
CCCTAA
Subtelomere Repeat Elements boundaries
SRE_boundaries
Subtelomere Repeat Elements
99.84,chrYq:1617-312728
98.68,chr9p:1541-9600
98.31,chr19p:1223-9285
98.28,chr16p:1435-24288
98.21,chr15q:1635-9700
98.19,chr12p:1337-9300
92.59,chr10p:70228-78122
91.59,chr9q:115161-120765
91.90,chr18p:69576-74405
paralogy
paralogy
hTel_refseq_genes
LOC101930154
LOC101930154
WASIR2
WASIR2
LOC101927351
LOC101927351
LOC101927351
IL9R
IL9R
LOC101926894
LOC101929712
LOC101926894
LOC101929712
VAMP7
VAMP7
VAMP7
VAMP7
VAMP7
SPRY3
SPRY3
SPRY3
SPRY3
MIR4459
LOC101929562
300
LCL_CTCF_Iy
LCL_CTCF_Iy
0
300
H1_hESC_CTCF_Be
H1_hESC_CTCF_Be
0
300
IMR90_CTCF_Sn
IMR90_CTCF_Sn
0
150
LCL_RAD21_My
LCL_RAD21_My
0
150
H1_hESC_RAD21_My
H1_hESC_RAD21_My
0
150
IMR90_RAD21_Sn
IMR90_RAD21_Sn
0
200
LCL_SMC1_Li
LCL_SMC1_Li
0
50
LCL_POLR2A_Sn
LCL_POLR2A_Sn
0

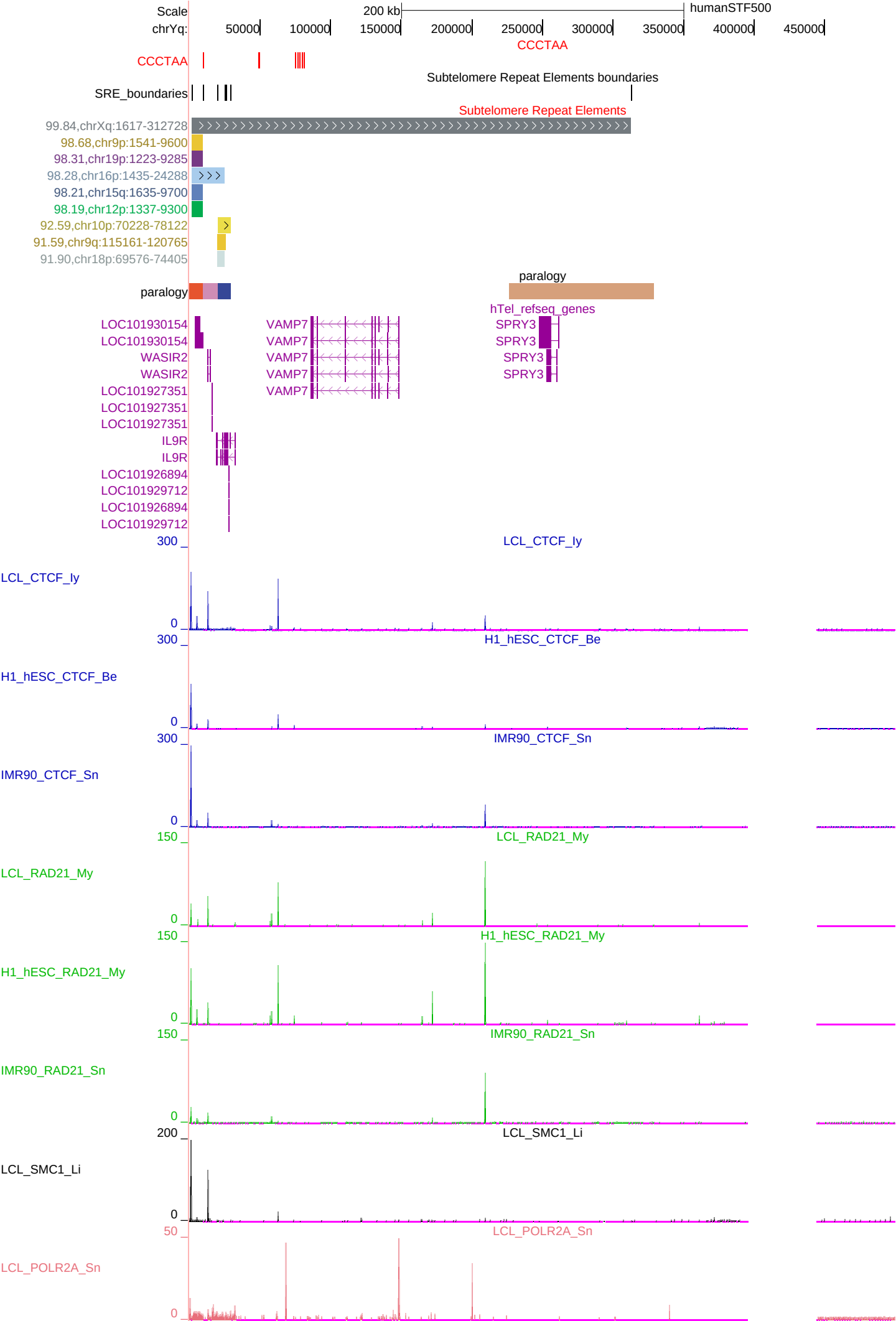
Scale
chrYq:
200 kb
humanSTF500
50000
100000
150000
200000
250000
300000
350000
400000
450000
CCCTAA
CCCTAA
Subtelomere Repeat Elements boundaries
SRE_boundaries
Subtelomere Repeat Elements
99.84,chrXq:1617-312728
98.68,chr9p:1541-9600
98.31,chr19p:1223-9285
98.28,chr16p:1435-24288
98.21,chr15q:1635-9700
98.19,chr12p:1337-9300
92.59,chr10p:70228-78122
91.59,chr9q:115161-120765
91.90,chr18p:69576-74405
paralogy
paralogy
hTel_refseq_genes
LOC101930154
LOC101930154
WASIR2
WASIR2
LOC101927351
LOC101927351
LOC101927351
IL9R
IL9R
LOC101926894
LOC101929712
LOC101926894
LOC101929712
VAMP7
VAMP7
VAMP7
VAMP7
VAMP7
SPRY3
SPRY3
SPRY3
SPRY3
300
LCL_CTCF_Iy
0
300
H1_hESC_CTCF_Be
0
300
IMR90_CTCF_Sn
0
150
LCL_RAD21_My
0
150
H1_hESC_RAD21_My
0
150
IMR90_RAD21_Sn
0
200
LCL_SMC1_Li
0
50
LCL_POLR2A_Sn
0

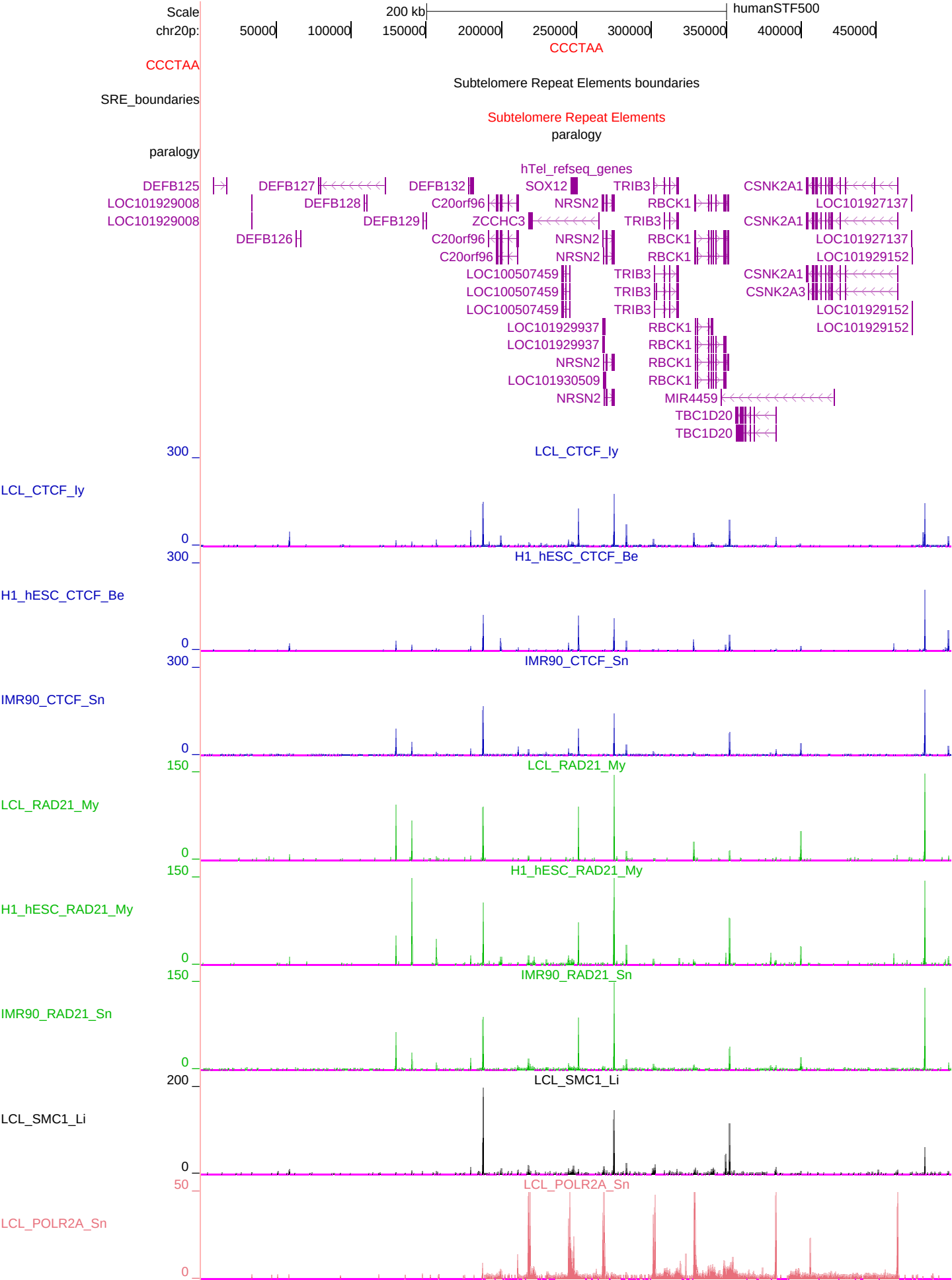
Scale
200 kb
humanSTF500
chr20p:
50000
100000
150000
200000
250000
300000
350000
400000
450000
CCCTAA
CCCTAA
Subtelomere Repeat Elements boundaries
SRE_boundaries
Subtelomere Repeat Elements
paralogy
paralogy
hTel_refseq_genes
DEFB125
DEFB127
DEFB132
SOX12
TRIB3
CSNK2A1
LOC101929008
DEFB128
C20orf96
NRSN2
RBCK1
LOC101927137
LOC101929008
DEFB129
ZCCHC3
TRIB3
CSNK2A1
DEFB126
C20orf96
NRSN2
RBCK1
LOC101927137
C20orf96
NRSN2
RBCK1
LOC101929152
LOC100507459
TRIB3
CSNK2A1
LOC100507459
TRIB3
CSNK2A3
LOC100507459
TRIB3
LOC101929152
LOC101929937
RBCK1
LOC101929152
LOC101929937
RBCK1
NRSN2
RBCK1
LOC101930509
RBCK1
NRSN2
MIR4459
TBC1D20
TBC1D20
300
LCL_CTCF_Iy
LCL_CTCF_Iy
0
300
H1_hESC_CTCF_Be
H1_hESC_CTCF_Be
0
300
IMR90_CTCF_Sn
IMR90_CTCF_Sn
0
150
LCL_RAD21_My
LCL_RAD21_My
0
150
H1_hESC_RAD21_My
H1_hESC_RAD21_My
0
150
IMR90_RAD21_Sn
IMR90_RAD21_Sn
0
200
LCL_SMC1_Li
LCL_SMC1_Li
0
50
LCL_POLR2A_Sn
LCL_POLR2A_Sn
0

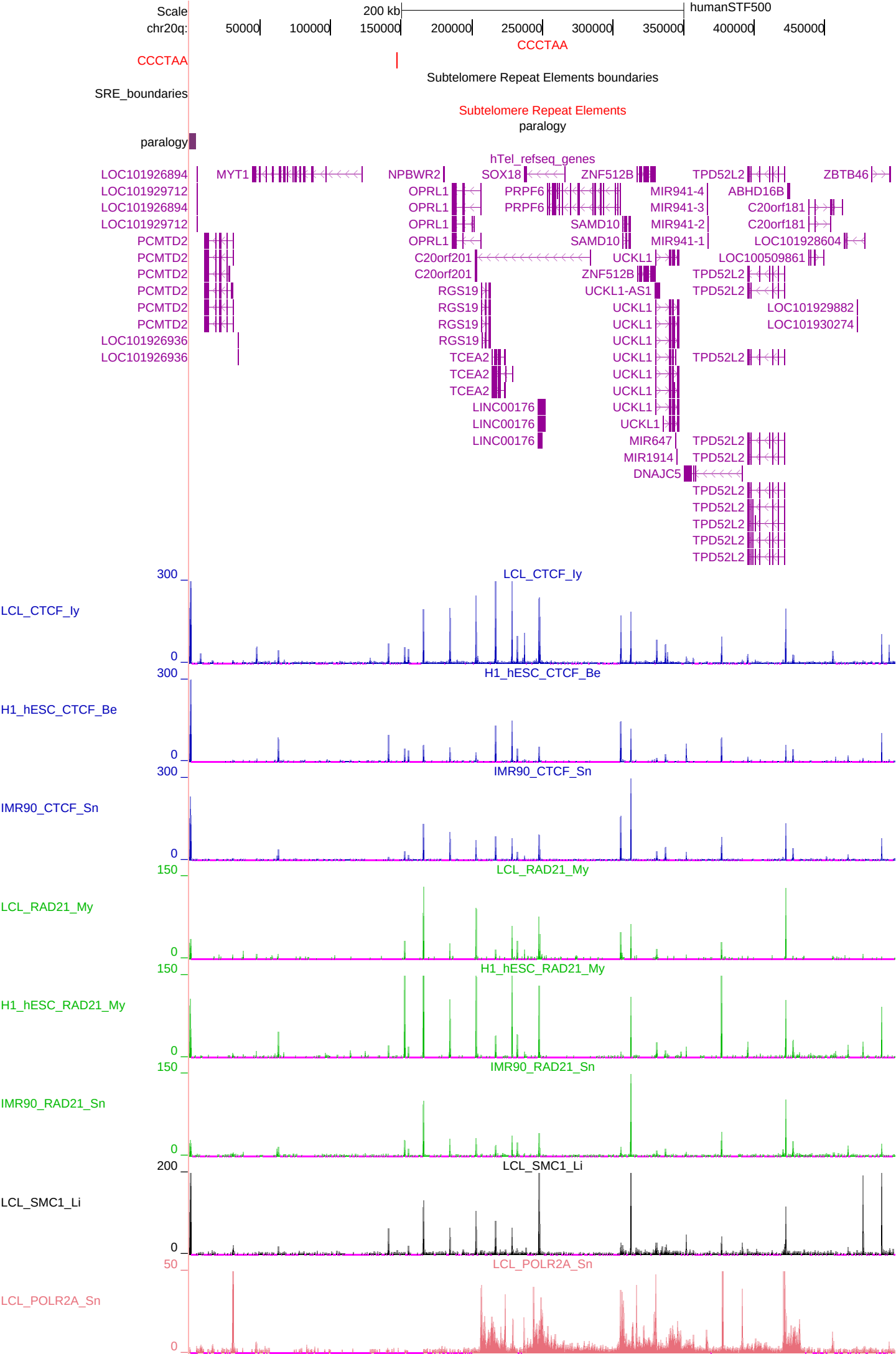
Scale
chr20q:
200 kb
humanSTF500
50000
100000
150000
200000
250000
300000
350000
400000
450000
CCCTAA
CCCTAA
Subtelomere Repeat Elements boundaries
SRE_boundaries
Subtelomere Repeat Elements
paralogy
paralogy
hTel_refseq_genes
LOC101926894
LOC101929712
LOC101926894
LOC101929712
PCMTD2
PCMTD2
PCMTD2
PCMTD2
PCMTD2
PCMTD2
LOC101926936
LOC101926936
MYT1
NPBWR2
SOX18
ZNF512B
TPD52L2
ZBTB46
OPRL1
OPRL1
OPRL1
OPRL1
PRPF6
PRPF6
SAMD10
SAMD10
MIR941-4
MIR941-3
MIR941-2
MIR941-1
ABHD16B
C20orf181
C20orf181
LOC101928604
C20orf201
C20orf201
UCKL1
LOC100509861
ZNF512B
TPD52L2
RGS19
RGS19
RGS19
RGS19
UCKL1-AS1
TPD52L2
UCKL1
UCKL1
UCKL1
UCKL1
UCKL1
UCKL1
UCKL1
UCKL1
UCKL1
LOC101929882
LOC101930274
TCEA2
TCEA2
TCEA2
TPD52L2
LINC00176
LINC00176
LINC00176
MIR647
MIR1914
TPD52L2
TPD52L2
DNAJC5
TPD52L2
TPD52L2
TPD52L2
TPD52L2
TPD52L2
LCL_CTCF_Iy
300
0
H1_hESC_CTCF_Be
300
0
IMR90_CTCF_Sn
300
0
LCL_RAD21_My
150
0
H1_hESC_RAD21_My
150
0
IMR90_RAD21_Sn
150
0
LCL_SMC1_Li
200
0
LCL_POLR2A_Sn
50
0

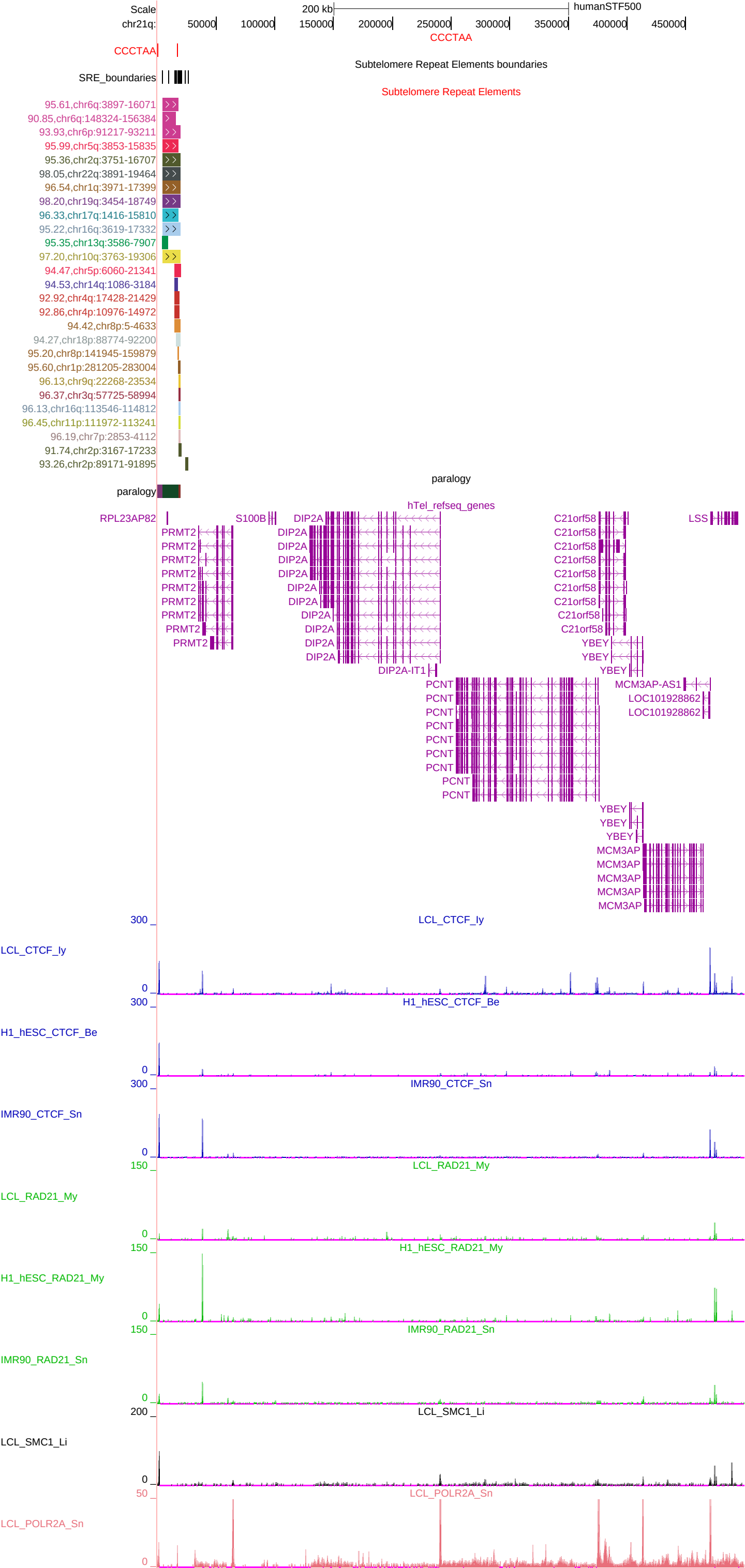
Scale
chr21q:
200 kb
humanSTF500
50000
100000
150000
200000
250000
300000
350000
400000
450000
CCCTAA
CCCTAA
Subtelomere Repeat Elements boundaries
SRE_boundaries
Subtelomere Repeat Elements
95.61,chr6q:3897-16071
90.85,chr6q:148324-156384
93.93,chr6p:91217-93211
95.99,chr5q:3853-15835
95.36,chr2q:3751-16707
98.05,chr22q:3891-19464
96.54,chr1q:3971-17399
98.20,chr19q:3454-18749
96.33,chr17q:1416-15810
95.22,chr16q:3619-17332
95.35,chr13q:3586-7907
97.20,chr10q:3763-19306
94.47,chr5p:6060-21341
94.53,chr14q:1086-3184
92.92,chr4q:17428-21429
92.86,chr4p:10976-14972
94.42,chr8p:5-4633
94.27,chr18p:88774-92200
95.20,chr8p:141945-159879
95.60,chr1p:281205-283004
96.13,chr9q:22268-23534
96.37,chr3q:57725-58994
96.13,chr16q:113546-114812
96.45,chr11p:111972-113241
96.19,chr7p:2853-4112
91.74,chr2p:3167-17233
93.26,chr2p:89171-91895
paralogy
paralogy
hTel_refseq_genes
RPL23AP82
S100B
DIP2A
C21orf58
LSS
PRMT2
DIP2A-IT1
YBEY
PCNT
MCM3AP-AS1
LOC101928862
MCM3AP
LCL_CTCF_Iy
H1_hESC_CTCF_Be
IMR90_CTCF_Sn
LCL_RAD21_My
H1_hESC_RAD21_My
IMR90_RAD21_Sn
LCL_SMC1_Li
LCL_POLR2A_Sn
300
0
150
200
50

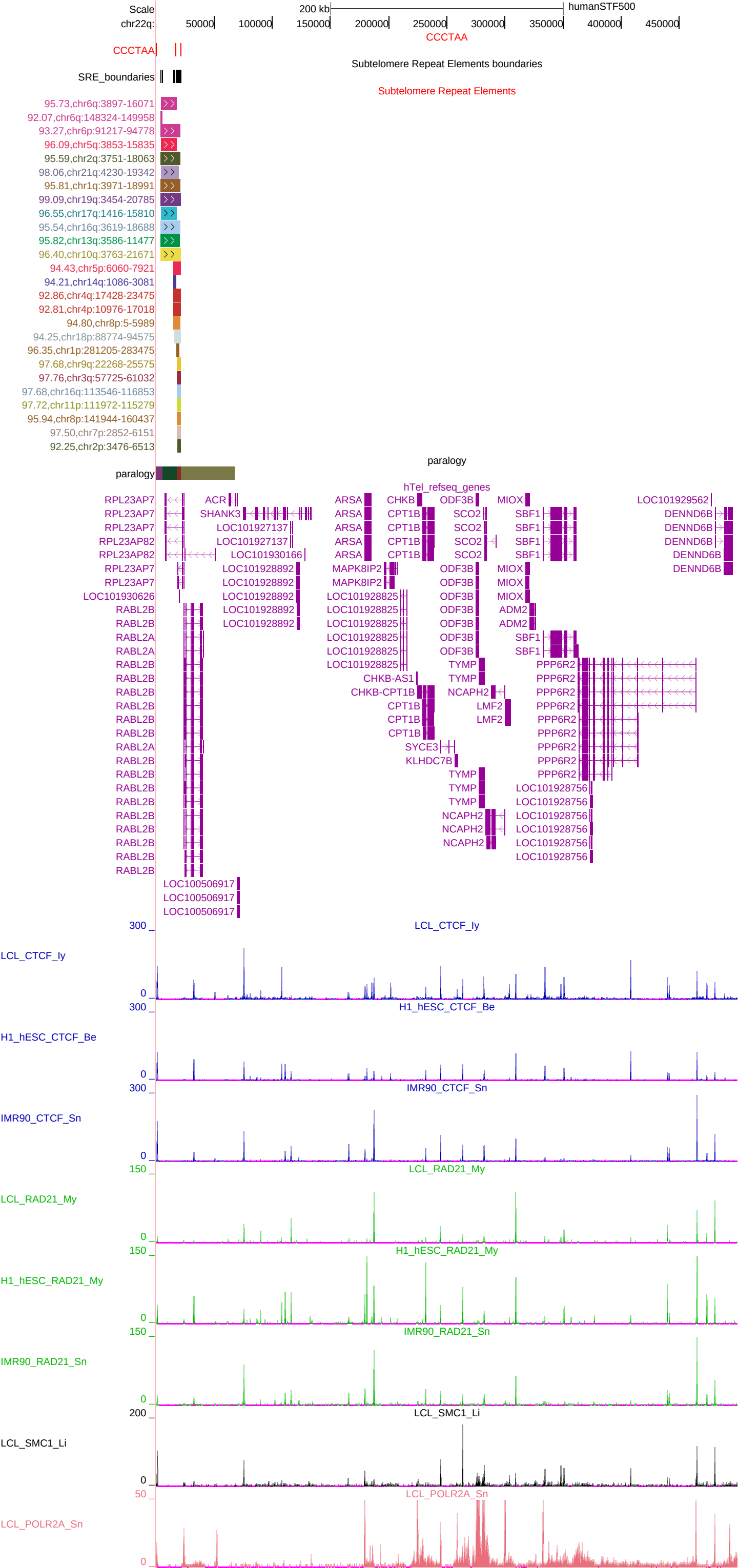
Scale
chr22q:
200 kb
humanSTF500
50000
100000
150000
200000
250000
300000
350000
400000
450000
CCCTAA
CCCTAA
Subtelomere Repeat Elements boundaries
SRE_boundaries
Subtelomere Repeat Elements
95.73,chr6q:3897-16071
92.07,chr6q:148324-149958
93.27,chr6p:91217-94778
96.09,chr5q:3853-15835
95.59,chr2q:3751-18063
98.06,chr21q:4230-19342
95.81,chr1q:3971-18991
99.09,chr19q:3454-20785
96.55,chr17q:1416-15810
95.54,chr16q:3619-18688
95.82,chr13q:3586-11477
96.40,chr10q:3763-21671
94.43,chr5p:6060-7921
94.21,chr14q:1086-3081
92.86,chr4q:17428-23475
92.81,chr4p:10976-17018
94.80,chr8p:5-5989
94.25,chr18p:88774-94575
96.35,chr1p:281205-283475
97.68,chr9q:22268-25575
97.76,chr3q:57725-61032
97.68,chr16q:113546-116853
97.72,chr11p:111972-115279
95.94,chr8p:141944-160437
97.50,chr7p:2852-6151
92.25,chr2p:3476-6513
paralogy
paralogy
hTel_refseq_genes
RPL23AP7
RPL23AP7
RPL23AP7
RPL23AP82
RPL23AP82
RPL23AP7
RPL23AP7
LOC101930626
RABL2B
RABL2B
RABL2A
RABL2A
RABL2B
RABL2B
RABL2B
RABL2B
RABL2B
RABL2A
RABL2B
RABL2B
RABL2B
RABL2B
RABL2B