

TIME TO CHANGE FOR THE BETTER

TaKaRa LA Taq Provides Premium PCR Performance!

LA Taq DNA Polymerase
achieves longer DNA amplification with high fidelity;
especially suitable for human genomic fragments (up to 30 kb).

LA Taq Inside

Powerful kits for Long and Accurate (LA) PCR

TaKaRa LA PCR Kit Ver. 2

This kit includes *LA Taq*, special buffer concentrates (with and without Mg^{2+}), a dNTP mix, a control set of λ phage DNA and primers, and MW markers.

TaKaRa LA PCR *in vitro* Cloning Kit

Achieves amplification of long, unknown regions of plasmid, cDNA or genomic DNA. Requires only one user-prepared primer, as this kit includes six restriction enzyme-specific cassettes.

TaKaRa LA Taq

TaKaRa LA PCR *in vitro* Mutagenesis Kit

Provides a simple and efficient way to introduce site-specific mutations into longer DNA cloned in either pUC or pUC-derived vectors. Only one primer is required and no repeated transformations are necessary.

TaKaRa RNA LA PCR Kit (AMV)

For efficient amplification of longer cDNA templates following RNA PCR. All reactions are performed in a single tube and RTase is conveniently pre-diluted and ready for immediate use.



TAKARA SHUZO CO., LTD.

BIOMEDICAL GROUP

Otsu, Shiga, Japan

Phone: +81 775-43-7247 Fax: +81 775-43-9254

Europe

TaKaRa Biomedical Europe S.A.

92230 Gennevilliers, France

Phone: +33 1 41 47 01 14

Fax: +33 1 47 92 18 80

Korea

BOHAN (TaKaRa-Korea) Biomedical Inc.

Seoul, Korea

Phone: +82 2-577-2002

Fax: +82 2-577-3691

North & South Americas

PanVera Corporation

Madison, WI 53711

Toll Free: 800-791-1400

Fax: 608-233-3007

E-mail: info@panvera.com

Only U.S.A.

Oncor, Inc.

Gaithersburg, MD 20877

Toll Free: 800-776-6267

Fax: 301-926-6129

E-mail: custsvc@oncor.com

* TaKaRa's PCR related products are sold under licensing arrangements with Roche Molecular Systems and F. Hoffman-La Roche Ltd. and The Perkin-Elmer Corporation. Purchase of this product is accompanied by a limited license to use them in the Polymerase Chain Reaction (PCR) process for research in conjunction with a thermal cycler whose use in the automated performance of the PCR process is covered by the up-front license fee, either by payment to Perkin-Elmer or as purchase, i.e., an authorized thermal cycler. ** Licensed under U.S. Patent 5,436,149

GENOME RESEARCH

Advertise in
Genome Research
and reach the people doing
the most exciting science of the 90s!!

**Please call or FAX Teresa Tiganis, Advertising Manager for further details.
Tel. (516) 367-8351, FAX (516) 367-8532.**

Editorial office: Cold Spring Harbor Laboratory Press, 1 Bungtown Road, Cold Spring Harbor, New York 11724-2203. Phone 516-367-8492; FAX 516-367-8334.

GENOME RESEARCH (ISSN 1054-9803) is published monthly for \$495 (U.S. institutional; \$545 R.O.W.), \$95 (individual making personal payment; \$145 R.O.W., includes airlift) by Cold Spring Harbor Laboratory Press, 1 Bungtown Road, Cold Spring Harbor, New York 11724. Periodicals class postage pending is paid at Cold Spring Harbor and additional mailing offices. POSTMASTER: Send address changes to Cold Spring Harbor Laboratory, 10 Skyline Drive, Plainview, New York 11803-2500.

Subscriptions: Barbara Terry, Subscription

Manager. Personal: U.S. \$95; R.O.W. \$145 (includes airlift). Institutional: U.S. \$495; R.O.W. \$545 (includes airlift). Orders may be sent to Cold Spring Harbor Laboratory Press, Fulfillment Department, 10 Skyline Drive, Plainview, New York 11803-2500. Telephone: Continental U.S. and Canada 1-800-843-4388; all other locations 516-349-1930. FAX 516-349-1946. Personal subscriptions must be prepaid by personal check, credit card, or money order. Claims for missing issues must be received within 4 months of issue date.

Advertising: Teresa Tiganis, Advertising Manager, Cold Spring Harbor Laboratory Press, 1 Bungtown Road, Cold Spring Harbor, New York 11724-2203. Phone: 516-367-8351; FAX 516-367-8334.

Copyright information: Authorization to photocopy items for internal or personal use, or the internal or personal use of specific clients, is granted by Cold Spring Harbor Laboratory Press for libraries and other users registered with the Copyright Clearance Center (CCC) Transactional Reporting Service, provided that the base fee of \$5.00 per copy is paid directly to CCC, 21 Congress Street, Salem, Massachusetts 01970 (1054-9803/96 + \$5.00). This consent does not extend to other kinds of copying, such as copying for general distribution for advertising or promotional purposes, for creating new collective works, or for resale.

Copyright © 1996 by Cold Spring Harbor Laboratory Press



GENOME RESEARCH

Reader Survey Giveaway

Just take a few minutes to fill out this Reader Survey and we'll enter you in a drawing to win a **free airline ticket** good anywhere in the continental United States!*

Please **FAX completed forms** to 516-367-8532. Or, mail to: Genome Research, Cold Spring Harbor Laboratory, 1 Bungtown Road, Cold Spring Harbor, NY 11724.

Employees of Cold Spring Harbor Laboratory and members of their immediate family (spouses, children, and parents) are not eligible. Limit one entry per person. **All sections must be completed to be eligible.**

A

Name _____

Title _____

Organization _____

Address _____

City _____ State _____ Zip Code _____

Postal Code _____ Country _____

Telephone _____ FAX _____

Are you a subscriber?

☐ Yes ☐ No

Is this a pass-along copy?

☐ Yes ☐ No

B

For further information about advertisements and new products, write the reader service number(s), located at the bottom of each advertisement, in the boxes below. Please also enter the issue date, your name and address, and return this page.

Issue Date: _____

C

Your position: (Please check one)

- ☐ (17) Principal Investigator
- ☐ (10) Research Associate
- ☐ (3) Postdoctoral Scientist
- ☐ (28) Lab Manager
- ☐ (2) Graduate Student
- ☐ (5) Lab Technician
- ☐ (29) Purchasing Agent/Buyer
- ☐ (99) Other _____

Employment: (Please check one)

- ☐ (1) University/college
- ☐ (2) Private Research Institute
- ☐ (3) Hospital
- ☐ (4) Medical School
- ☐ (5) Industry
- ☐ (6) Government

Please indicate your areas of interest and the techniques you use in your research (Check all that apply)

MOLECULAR BIOLOGY

- ☐ (1) Autoradiography
- ☐ (2) cDNA synthesis
- ☐ (3) Cloning
- ☐ (4) DNA footprinting
- ☐ (5) DNA purification
- ☐ (6) Electroporation
- ☐ (7) Eukaryotic expression
- ☐ (8) Genomic mapping & screening
- ☐ (9) *In situ* hybridization
- ☐ (10) *In vitro* transcription
- ☐ (11) *In vitro* translation
- ☐ (12) Library screening

- ☐ (13) Mutagenesis
- ☐ (14) Nonisotopic labeling & detection
- ☐ (15) Nucleic acid electrophoresis
- ☐ (16) Nucleic acid radiolabeling
- ☐ (17) Nucleic acid sequencing
- ☐ (18) Nucleic acid synthesis
- ☐ (19) PCR
- ☐ (20) Prokaryotic expression
- ☐ (22) Pulsed field electrophoresis
- ☐ (23) RNA analysis
- ☐ (24) RNA purification
- ☐ (25) Software aided sequence analysis
- ☐ (26) Transfections
- ☐ (30) Amino acid analysis
- ☐ (31) Chromatography
- ☐ (36) Electrophoresis of proteins
- ☐ (37) Glycoprotein analysis

- ☐ (38) Peptide mapping
- ☐ (40) Protein kinase assays
- ☐ (42) Protein purification
- ☐ (43) Protein sequencing
- IMMUNOLOGY**
- ☐ (53) ELISA
- ☐ (54) Flow cytometry
- ☐ (55) Hybridoma production
- ☐ (56) Immunohistochemistry
- ☐ (59) Western blotting
- CELL BIOLOGY**
- ☐ (70) Apoptosis
- ☐ (71) Cell proliferation
- ☐ (72) ES cell culture
- ☐ (73) Growth factors/cytokines
- ☐ (74) Insect cell culture
- ☐ (75) Mammalian cell culture
- ☐ (76) Microscopy
- ☐ (79) Serum-free cell culture

*Some restrictions do apply. 14-day advance reservations are required.

Product News. . . .

Product News features newly available equipment, laboratory materials, and software that may be of interest to the readers of this journal. Endorsement by *Genome Research* or Cold Spring Harbor Laboratory is not implied. Readers may obtain further information regarding these products by entering the appropriate numbers on the postage-free Reader Service Card included in this issue.

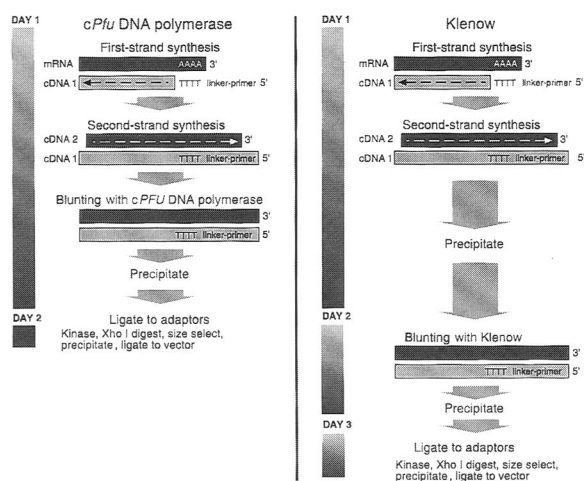
Two Independently Derived Human Somatic Cell Hybrid Panels for Gene Mapping

Bios Laboratories offers two different product options for independent, chromosome localization and confirmation. The Monochromosomal Somatic Cell (MSC) Hybrid Panel is available for expedient chromosome localizations, and our Polychromosomal Somatic Cell (PSC) Hybrid Panel can provide an independent confirmation. The Panels are available as PCR-able DNAs and as reusable Southern blots. The MSC and PSC Hybrid Panels for chromosome localization may be used for the following:

- Chromosome mapping of genes and gene families
- Synthesis of chromosome-specific probes
- Characterization of YAC chimerism

For additional information on these products please contact BIOS Laboratories at our website <http://www.bioslabs.com>; call (800) 678-9487 or outside the U.S. at (203) 773-1450; fax (203) 562-9377. Reader service number 229.

cDNA Synthesis Kits for Faster, More Efficient Library Construction



Stratagene's cDNA synthesis kits have been designed for fast, efficient construction of directional cDNA libraries. The cDNA synthesis kits use the

powerful Lambda ZAP® vectors, enabling researchers to use in vivo excision to convert lambda clones or libraries into single- or double-stranded libraries. The kits also use *Pfu* DNA polymerase[†] for end polishing, instead of Klenow DNA polymerase. This results in higher-quality, more efficiently prepared cDNA libraries. *Pfu* DNA polymerase does not exhibit extendase activity, so it does not create unwanted 3' overhangs. When used for end polishing, *Pfu* DNA polymerase creates higher numbers of blunt-ended molecules available for adapter ligation, significantly improving the efficiency of cloning blunt-ended fragments. The high thermostability of *Pfu* DNA polymerase makes it possible to perform the end-polishing reaction immediately after second-strand synthesis, reducing the time needed to construct a library. No time-consuming ethanol precipitations are needed at this step, preventing the loss of DNA samples. Stratagene's line of cDNA synthesis kits include the ZAP-cDNA® synthesis kit, ZAP Express™ cDNA synthesis kit, and the HybriZAP™ two-hybrid cDNA Gigapack® cloning kit.

For additional information, contact Stratagene at (800) 424-5444 or outside the U.S. at (619) 535-5400; fax (619) 535-0045. Reader service number 230.

ART® Filter Pipet Tip Technology Now Available for BIOMEK® Robotic Systems

Molecular Bio-Products, Inc., introduces pipet tips specifically designed for the BIOMEK 1000 and 2000 Robotic Systems. The ART 20R and ART 100R combine superior performance with ART's patented hydrophobic filter barrier that is proven to prevent carryover contamination. Designed to provide superior fit in both single and multichannel applications, these tips provide unparalleled precision for volume ranges to 20 µl. The same precision tip is available without a filter in MBP's line of Pure™ Pipet Tips. Consistent performance is the hallmark of these sterilized tips, which share ART Tip features, but without the filter. The Pure 20R and Pure 200R are designed for the same BIOMEK systems and are ideal when protection from carryover contamination is not required. Both ART and Pure Pipet Tips are subjected to rigorous quality control standards and are inspected throughout the production process to ensure consistently high quality.

For additional information contact Molecular Bio-Products at (800) 995-2787 or outside the U.S. at (619) 453-7551; fax (619) 453-4367. Reader service number 231.

[†]Purchase of this enzyme is accompanied by a license to use it in the Polymerase Chain Reaction (PCR) process in conjunction with an Authorized Thermal Cycler. Stratagene's PCR products are sold under licensing arrangements with Roche Molecular Systems, Inc., F. Hoffmann-La Roche, and The Perkin-Elmer Corporation.

Instructions to authors

GENOME RESEARCH welcomes high-quality research papers reporting new data in physical and genetic mapping, DNA sequencing, gene discovery, informatics, statistical and mathematical methods, DNA-based technology development, gene function, genome structure and function, and human disease. The journal also publishes review articles, short reports, and summaries of physical mapping and large-scale sequencing projects. All submissions to the journal will be peer-reviewed.

Publication time from acceptance of manuscript is within two months. For papers accepted subject to revision, only one revised version will be considered; it must be submitted within two months of the provisional acceptance.

The journal accepts papers that present original research that has not previously been published. Submission to the journal implies that a paper is not currently being considered for another journal or book. It is also understood that researchers who submit papers to this journal are prepared to make available to researchers materials needed to duplicate their work. Authors of accepted manuscripts must submit mapping and sequence data to the appropriate data bank and provide an accession number for this data at the page proof stage.

Papers should be submitted to:

Judy Cuddihy, Managing Editor
Genome Research
Cold Spring Harbor Laboratory Press
One Bungtown Road
Cold Spring Harbor, NY 11724
e-mail: cuddihyj@cshl.org

Manuscript preparation

Five copies of the manuscript should be submitted; at least four of these copies should have original art. A cover letter should include: (a) name, address, telephone number, FAX number, and e-mail address of author responsible for correspondence regarding the manuscript; (b) statement that the manuscript has been seen and approved by all listed authors; (c) any specific requirements for reproduction of art; (d) status of any statements of personal communication or other permissions needed; and (e) statement regarding databank submission of data.

The following order of manuscript sections is preferred: title page, abstract, introduction, results, discussion, methods, acknowledgments, references, tables, figure legends. Computer printouts of the manuscript should be of letter quality, and each page should be labeled with the first author's name and a page number. The methods presented should be detailed enough to allow any qualified researcher to duplicate the results.

References are name/date citations in text; please do not cite by number. Undated citations (unpublished, in

preparation, personal communication) should include first initials and last names of authors. The reference list should be presented in alphabetical order. Bibliographic information should be supplied in the following order.

For journal articles: Saiki, R.K., S. Scharf, F. Faloona, K.B. Mullis, G.T. Horn, H.A. Erlich, and N. Arnheim. 1985. Enzymatic amplification of β -globin genomic sequences and restriction site analysis for diagnosis of sickle cell anemia. *Science* **230**: 1350–1354.

For books: Sambrook, J., E.F. Fritsch, and T. Maniatis. 1989. *Molecular cloning: A laboratory manual*, 2nd edition. Cold Spring Harbor Laboratory Press, Cold Spring Harbor, New York.

For book chapter: Miller, J.H. 1972. Generalized transduction; use of P1 in strain construction. In *Experiments in molecular genetics* (ed. J.H. Miller), pp. 201–205. Cold Spring Harbor Laboratory, Cold Spring Harbor, New York.

Figures should be supplied as high-quality, glossy prints. All figures should be labeled with the first author's name, the figure number, and an indication of the top of the figure. The size of the figures will be adjusted to fit the journal format; therefore, please try to keep labels, symbols, and other call-out-devices in proportion to the figure size and detail. Authors wishing to publish four-color art must pay the associated publication costs; price estimates will be provided on acceptance of the paper.


Accepted manuscripts

Paper length in the journal is between 2 and 12 journal pages. A manuscript of 28–32 typed, double-spaced pages with 27 lines of 11 point text per page (a manuscript of 63,000 characters) with 4–6 figures and 1 or 2 tables will translate to 12 printed pages in the journal.

Accepted manuscripts should be supplied as a printed-out manuscript and on a disc to expedite typesetting. Please supply the manuscript as an ASCII text file if possible. If a word-processing file is being sent, please do not include any underscoring, italic, or boldface; spell out special characters (Greek, math); use two carriage returns at the end of each paragraph, subheads, and list items. Indicate on the disc: computer brand name, type of file (text or word-processing), name of software, and disc format. Accepted manuscripts can be e-mailed to cuddihyj@cshl.org, but a confirming printout of the paper should be sent to the journal offices.

Proofs are considered the final form of the paper and corrections can be made only in the case of factual errors. If additional information must be added at this stage, it should be in the form of "Note added in proof," subject to the approval of the Editors.

To help defray the cost of publication, a charge of \$20 per page will be made for publication in *Genome Research*. Authors unable to meet these charges should include a letter of explanation upon acceptance for publication; inability to meet these charges will have no effect on acceptance and publication of submitted papers.



ORDER FORM

GENOME RESEARCH

ISSN 1054-9803

VOLUME 6, 1996, MONTHLY (containing 12 Issues)

- ☐ Individual price (U.S.) - \$95
 - ☐ Individual price (R.O.W.* Airlift Delivery) - \$145
 - ☐ Student price (U.S.) - \$71.25
 - ☐ Student price (R.O.W.* Airlift Delivery) - \$121.25
 - ☐ Institutional price (U.S.) - \$495
 - ☐ Institutional price (R.O.W.* Airlift Delivery) - \$545
 - ☐ Please send me a sample issue
- *R.O.W. = Rest of world

Personal orders must be prepaid by personal check, credit card or money order.

☐ Check or money order enclosed (U.S. Bank Checks Only)

Charge to: ☐ MASTERCARD ☐ VISA ☐ AMERICAN EXPRESS ☐ DISCOVER

ACCOUNT NO. _____ EXP. _____

SIGNATURE _____ TEL. _____

NAME _____ FAX _____

ADDRESS _____

CITY/STATE/ZIP/COUNTRY _____

Please check title(s) that most closely describe(s) your position:
(Please check one)

- ☐ (1) Professor
- ☐ (2) Graduate student
- ☐ (3) Postdoctoral scientist
- ☐ (4) Lab director
- ☐ (5) Lab technician
- ☐ (6) Medical student
- ☐ (7) Undergraduate student
- ☐ (8) Librarian
- ☐ (9) Publisher
- ☐ (10) Research associate
- ☐ (11) Principal investigator
- ☐ (12) M.D.
- ☐ (13) Purchasing agent/buyer
- ☐ (14) Other

Please check your employment category:
(Please check one)

- ☐ (1) University/college
- ☐ (2) Research institute/foundation
- ☐ (3) Hospital

- ☐ (4) Medical school
- ☐ (5) Industry
- ☐ (6) Government
- ☐ (7) Library/information center

Please check your primary field of interest:
(Please check one)

- ☐ (1) Biochemistry
- ☐ (2) Cell biology
- ☐ (3) Developmental biology
- ☐ (4) Epidemiology
- ☐ (5) Genetics
- ☐ (6) Immunology
- ☐ (7) Microbiology
- ☐ (8) Molecular biology
- ☐ (9) Neurobiology
- ☐ (10) Plant biology
- ☐ (11) Pharmacology
- ☐ (12) Virology
- ☐ (13) Oncology
- ☐ (14) Protein chemistry
- ☐ (15) Veterinary medicine
- ☐ (16) Other

Please indicate your areas of interest and techniques you use in your research
(Check all that apply)

- ☐ (1) Autoradiography
- ☐ (2) cDNA synthesis
- ☐ (3) Cloning
- ☐ (4) DNA footprinting
- ☐ (5) DNA purification
- ☐ (6) Electroporation
- ☐ (7) Eukaryotic expression
- ☐ (8) Genomic mapping and screening
- ☐ (9) In situ hybridization
- ☐ (10) In vitro transcription
- ☐ (11) In vitro translation
- ☐ (12) Library screening
- ☐ (13) Mutagenesis
- ☐ (14) Nonisotopic labeling and detection
- ☐ (15) Nucleic acid electrophoresis
- ☐ (16) Nucleic acid radiolabeling
- ☐ (17) Nucleic acid sequencing
- ☐ (18) Nucleic acid synthesis

- ☐ (19) PCR
- ☐ (20) Prokaryotic expression
- ☐ (21) Pulsed field electrophoresis
- ☐ (22) RNA analysis
- ☐ (23) RNA purification
- ☐ (24) Software-aided sequence analysis
- ☐ (25) Transfections

PROTEIN CHEMISTRY

- ☐ (30) Amino acid analysis
- ☐ (31) Chromatography
- ☐ (32) Affinity
- ☐ (33) Gas
- ☐ (34) HPLC
- ☐ (35) Thin layer
- ☐ (36) Electrophoresis of proteins

- ☐ (37) Glycoprotein analysis
- ☐ (38) Peptide mapping
- ☐ (39) Peptide synthesis
- ☐ (40) Protein kinase assays
- ☐ (41) Protein purification
- ☐ (42) Protein sequencing

IMMUNOLOGY

- ☐ (50) Antibody labeling
- ☐ (51) Antibody purification
- ☐ (52) Ascites production
- ☐ (53) ELISA
- ☐ (54) Flow cytometry
- ☐ (55) Hybridoma production
- ☐ (56) Immunohistochemistry
- ☐ (57) Immunoprecipitation
- ☐ (58) RIA
- ☐ (59) Western blotting

CELL BIOLOGY

- ☐ (70) Apoptosis
- ☐ (71) Cell proliferation
- ☐ (72) ES cell culture
- ☐ (73) Growth factors/cytokines
- ☐ (74) Insect cell culture
- ☐ (75) Mammalian cell culture
- ☐ (76) Microscopy
- ☐ (77) Plant cell culture
- ☐ (78) Receptor studies
- ☐ (79) Serum-free cell culture

TEL: Continental U.S. and Canada: 1-800-843-4388

All other locations: 516-349-1930 FAX: 516-349-1946

All prices subject to change without notice.

Orders for Japan: Maruzen Company Ltd., 3-10, Nihonbashi 2-Chome, Chuo-ku, Tokyo 103, Japan. Orders for Taiwan: Unimed Healthcare, Inc., 3F, No. 74, Song-te Road, Taipei, Taiwan, R.O.C. Orders for India, Pakistan, Bangladesh, Sri Lanka, and Nepal: Narosa Book Distributors Private Limited, 6 Community Centre, Panchsheel Park, New Delhi 110 017, India.

GENOME RESEARCH

GENOME RESEARCH

ISSN 1054-9803

VOLUME 6, 1996, MONTHLY (containing 12 Issues)

- ☐ Individual price (U.S.) - \$95
 - ☐ Individual price (R.O.W.* Airlift Delivery) - \$145
 - ☐ Student price (U.S.) - \$71.25
 - ☐ Student price (R.O.W.* Airlift Delivery) - \$121.25
 - ☐ Institutional price (U.S.) - \$495
 - ☐ Institutional price (R.O.W.* Airlift Delivery) - \$545
 - ☐ Please send me a sample issue
- *R.O.W. = Rest of world

Personal orders must be prepaid by personal check, credit card or money order.

☐ Check or money order enclosed (U.S. Bank Checks Only)

Charge to: ☐ MASTERCARD ☐ VISA ☐ AMERICAN EXPRESS ☐ DISCOVER

ACCOUNT NO. _____ EXP. _____

SIGNATURE _____ TEL. _____

NAME _____ FAX _____

ADDRESS _____

CITY/STATE/ZIP/COUNTRY _____

Please check title(s) that most closely describe(s) your position:
(Please check one)

- ☐ (1) Professor
- ☐ (2) Graduate student
- ☐ (3) Postdoctoral scientist
- ☐ (4) Lab director
- ☐ (5) Lab technician
- ☐ (6) Medical student
- ☐ (7) Undergraduate student
- ☐ (8) Librarian
- ☐ (9) Publisher
- ☐ (10) Research associate
- ☐ (11) Principal investigator
- ☐ (12) M.D.
- ☐ (13) Purchasing agent/buyer
- ☐ (14) Other

Please check your employment category:
(Please check one)

- ☐ (1) University/college
- ☐ (2) Research institute/foundation
- ☐ (3) Hospital

- ☐ (4) Medical school
- ☐ (5) Industry
- ☐ (6) Government
- ☐ (7) Library/information center

Please check your primary field of interest:
(Please check one)

- ☐ (1) Biochemistry
- ☐ (2) Cell biology
- ☐ (3) Developmental biology
- ☐ (4) Epidemiology
- ☐ (5) Genetics
- ☐ (6) Immunology
- ☐ (7) Microbiology
- ☐ (8) Molecular biology
- ☐ (9) Neurobiology
- ☐ (10) Plant biology
- ☐ (11) Pharmacology
- ☐ (12) Virology
- ☐ (13) Oncology
- ☐ (14) Protein chemistry
- ☐ (15) Veterinary medicine
- ☐ (16) Other

Please indicate your areas of interest and techniques you use in your research
(Check all that apply)

- ☐ (1) Autoradiography
- ☐ (2) cDNA synthesis
- ☐ (3) Cloning
- ☐ (4) DNA footprinting
- ☐ (5) DNA purification
- ☐ (6) Electroporation
- ☐ (7) Eukaryotic expression
- ☐ (8) Genomic mapping and screening
- ☐ (9) In situ hybridization
- ☐ (10) In vitro transcription
- ☐ (11) In vitro translation
- ☐ (12) Library screening
- ☐ (13) Mutagenesis
- ☐ (14) Nonisotopic labeling and detection
- ☐ (15) Nucleic acid electrophoresis
- ☐ (16) Nucleic acid radiolabeling
- ☐ (17) Nucleic acid sequencing
- ☐ (18) Nucleic acid synthesis

- ☐ (19) PCR
- ☐ (20) Prokaryotic expression
- ☐ (21) Pulsed field electrophoresis
- ☐ (22) RNA analysis
- ☐ (23) RNA purification
- ☐ (24) Software-aided sequence analysis
- ☐ (25) Transfections

PROTEIN CHEMISTRY

- ☐ (30) Amino acid analysis
- ☐ (31) Chromatography
- ☐ (32) Affinity
- ☐ (33) Gas
- ☐ (34) HPLC
- ☐ (35) Thin layer
- ☐ (36) Electrophoresis of proteins

- ☐ (37) Glycoprotein analysis
- ☐ (38) Peptide mapping
- ☐ (39) Peptide synthesis
- ☐ (40) Protein kinase assays
- ☐ (41) Protein purification
- ☐ (42) Protein sequencing

IMMUNOLOGY

- ☐ (50) Antibody labeling
- ☐ (51) Antibody purification
- ☐ (52) Ascites production
- ☐ (53) ELISA
- ☐ (54) Flow cytometry
- ☐ (55) Hybridoma production
- ☐ (56) Immunohistochemistry
- ☐ (57) Immunoprecipitation
- ☐ (58) RIA
- ☐ (59) Western blotting

CELL BIOLOGY

- ☐ (70) Apoptosis
- ☐ (71) Cell proliferation
- ☐ (72) ES cell culture
- ☐ (73) Growth factors/cytokines
- ☐ (74) Insect cell culture
- ☐ (75) Mammalian cell culture
- ☐ (76) Microscopy
- ☐ (77) Plant cell culture
- ☐ (78) Receptor studies
- ☐ (79) Serum-free cell culture

TEL: Continental U.S. and Canada: 1-800-843-4388

All other locations: 516-349-1930 FAX: 516-349-1946

All prices subject to change without notice.

Orders for Japan: Maruzen Company Ltd., 3-10, Nihonbashi 2-Chome, Chuo-ku, Tokyo 103, Japan. Orders for Taiwan: Unimed Healthcare, Inc., 3F, No. 74, Song-te Road, Taipei, Taiwan, R.O.C. Orders for India, Pakistan, Bangladesh, Sri Lanka, and Nepal: Narosa Book Distributors Private Limited, 6 Community Centre, Panchsheel Park, New Delhi 110 017, India.

GENOME RESEARCH

For fastest service, call:

1-800-843-4388

Continental U.S.
and Canada

516-349-1930

All other locations

FAX: 516-349-1946

E-MAIL:

cshpress@cshl.org

world wide web site

http://www.cshl.org/



Cold Spring Harbor
Laboratory Press

Plainview, NY 11803-2500



NO POSTAGE
NECESSARY
IF MAILED
IN THE
UNITED STATES



BUSINESS REPLY MAIL


FIRST CLASS MAIL PERMIT NO. 150 HICKSVILLE, NY

POSTAGE WILL BE PAID BY ADDRESSEE

Cold Spring Harbor Laboratory Press
10 Skyline Drive
Plainview, NY 11803-2500



NO POSTAGE
NECESSARY
IF MAILED
IN THE
UNITED STATES




BUSINESS REPLY MAIL

FIRST CLASS MAIL PERMIT NO. 150 HICKSVILLE, NY

POSTAGE WILL BE PAID BY ADDRESSEE

Cold Spring Harbor Laboratory Press
10 Skyline Drive
Plainview, NY 11803-2500



For fastest service, call:

1-800-843-4388

Continental U.S.
and Canada

516-349-1930

All other locations

FAX: 516-349-1946

E-MAIL:

cspress@cschl.org

world wide web site

<http://www.cschl.org/>



**Cold Spring Harbor
Laboratory Press**

Plainview, NY 11803-2500

- ☐ (1) Biochemistry
- ☐ (2) Cell biology
- ☐ (3) Developmental biology
- ☐ (4) Epidemiology
- ☐ (5) Genetics
- ☐ (6) Immunology
- ☐ (7) Microbiology
- ☐ (8) Molecular biology
- ☐ (9) Neurobiology
- ☐ (10) Plant biology
- ☐ (11) Pharmacology
- ☐ (12) Virology
- ☐ (13) Oncology
- ☐ (14) Other




NO POSTAGE
NECESSARY
IF MAILED
IN THE
UNITED STATES

BUSINESS REPLY MAIL

FIRST CLASS PERMIT #5 COLD SPRING HARBOR, N.Y.

POSTAGE WILL BE PAID BY ADDRESSEE

Advertising Manager
Library Building
COLD SPRING HARBOR LABORATORY PRESS
PO Box 100
Cold Spring Harbor, NY 11724-2300




NO POSTAGE
NECESSARY
IF MAILED
IN THE
UNITED STATES

BUSINESS REPLY MAIL

FIRST CLASS PERMIT #5 COLD SPRING HARBOR, N.Y.

POSTAGE WILL BE PAID BY ADDRESSEE

Advertising Manager
Library Building
COLD SPRING HARBOR LABORATORY PRESS
PO Box 100
Cold Spring Harbor, NY 11724-2300




NO POSTAGE
NECESSARY
IF MAILED
IN THE
UNITED STATES

BUSINESS REPLY MAIL

FIRST CLASS PERMIT #5 COLD SPRING HARBOR, N.Y.

POSTAGE WILL BE PAID BY ADDRESSEE

Advertising Manager
Library Building
COLD SPRING HARBOR LABORATORY PRESS
PO Box 100
Cold Spring Harbor, NY 11724-2300



COLD SPRING HARBOR



LABORATORY PRESS