

Electrochemiluminescence.

Shed New Light

On Quantitative PCR.

Electrochemiluminescence. The technological breakthrough for quantitative PCR. Giving you the sensitivity and specificity you need to detect and measure PCR products at the

THE QPCR SYSTEM 5000
INCLUDES THE
INSTRUMENTATION,
REAGENTS AND SOFTWARE
YOU NEED TO QUANTITATE
PCR PRODUCTS AS
RAPIDLY AS ONE SAMPLE
PER MINUTE.

attomole level with flexibility and speed for your applications. All with the convenience and safety of nonisotopic detection.

With the new QPCR™ System 5000, Perkin-Elmer integrates the inherent analytical capabilities of electrochemi-

luminescence with the power of automation in a complete system for the rapid quantitation of PCR products. The QPCR System 5000 also comes with the expertise and support behind Perkin-Elmer's PCR Performance Guarantee.

For more information on the QPCR System 5000 for the rapid quantitation of PCR products, contact your Perkin-Elmer sales representative or call 1-800-762-4000. To order, call 1-800-762-4002. Outside the U.S., contact your Perkin-Elmer sales representative.

PERKIN ELMER

Europe Vaterstetten, Germany Tel: 49-8106-381-115 Fax: 49-8106-6697
Canada Montreal, Canada Tel: 514-737-7575 Fax: 514-737-9726
Far East Melbourne, Australia Tel: 61-3-560-4566 Fax: 61-3-560-3231
Latin America Mexico City, Mexico Tel: 52-5-651-7077 Fax: 52-5-593-6223

Perkin-Elmer PCR reagents are developed and manufactured by Roche Molecular Systems, Inc., Branchburg, New Jersey, U.S.A.



Perkin-Elmer is a registered trademark and QPCR is a trademark of The Perkin-Elmer Corporation. The GeneAmp PCR process is covered by U.S. patents owned by Hoffmann-La Roche Inc. and F.Hoffmann-La Roche Ltd.

Research Genetics

2130 Memorial Parkway SW
Huntsville, AL 35801
USA

FAX 205-536-9016

U.S. & Canada 1-800-533-4363

U.K. 0-800-89-1393

More Products for PCR

RediLoad: a reagent that can be added to PCR[†] reaction mixtures that allows for direct loading onto agarose gels after amplification.

Cat. No. 750026

Red Barren: prepare amplifiable genomic DNA from large volumes of whole blood in less than one hour without the use of phenol.

Cat. No. 750027

Gene Releaser: isolate DNA from whole cells without prior purification PLUS get improved amplification yield and specificity.

Cat. No. 91001

DEPC H₂O: DNase/RNase free H₂O packaged in smaller volumes to accommodate the PCR[†] user.

Cat. No. 750024

Custom Primers and Probes

Research Genetics offers the full range of custom labeling and modifications, including but not limited to:

Phosphorothioates AlkPhos[™]

Rhodamine 5' - Thiol

Fluorescein Biotin

Digoxigenin* Inosine

Texas red BrdU

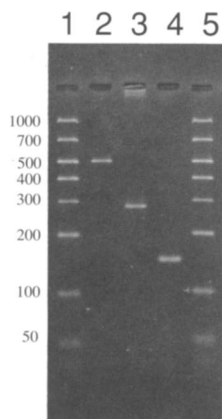
5' - Phosphorylation Brigati tail

Please inquire about your specialized oligonucleotide needs.

Free custom design of primers and probes.

GelMarker[™]

The molecular weight standard specifically designed to accurately quantitate yields and determine the size of PCR[†] products separated by gel electrophoresis



5 µl of GelMarker[™] in lanes 1 and 5. 40 ng of a 500 bp, 80 ng of a 296 bp and 120 ng of a 138 bp PCR product in lanes 2, 3 and 4 respectively.

Distinctive features of GelMarker[™]:

Ideal range of coverage for PCR products

Easy estimation of yield - each band contains 50 ng of DNA

No preheating required

Biotin and Digoxigenin labeled GelMarker[™] also available

Seven bands spaced to easily plot in one log cycle for more accurate size determination

50 applications \$77⁰⁰ Cat. No. 701006.050

100 applications \$137⁰⁰ Cat. No. 701006.100

*The use of Digoxigenin in the labeling of oligonucleotides is licensed to Research Genetics from Boehringer Mannheim
[†]PCR is covered by U.S. patents issued to Cetus Corp. and is licensed by Research Genetics

DNA Synthesis for PCR

Quality Primer Synthesis In Your Own Lab: The First Step in Perfect PCR.

When your primer is right, PCR can deliver results in record time. When it's wrong, the time lost is gone forever. Flawless synthesis of well-designed primers is the first step toward perfect PCR. We guarantee primers produced on an Applied Biosystems 392 DNA/RNA Synthesizer to be $\geq 99.8\%$ chemically authentic, yet they are easy and affordable to make.



The 392 is fully automated, from initial phosphoramidite dilution through final cleavage from the synthesis support. It simultaneously synthesizes both PCR primers. Simply key in the sequences and

press "start synthesis." The 392 does the rest. And it can be upgraded easily from two to four columns as your needs grow.

Its 40-nmol synthesis scale on polystyrene supports reduces reagent use, increases the useful life of phosphoramidites by 50%, and yields a higher percentage of desired product than any alternative. Even desalting, the final preparation for PCR, is simple with our patented oligonucleotide purification cartridge (OPC™).

Says one user, "As long-time users of Applied Biosystems instruments and reagents, we have rated them 'excellent' for reliability and ease of use, as well as the high quality of synthesis."*

Wherever you are, our worldwide manufacturing and delivery network supplies fresh reagents and phosphoramidites without delay. As an Applied Biosystems customer, you also benefit from a broad



range of technical service and support.

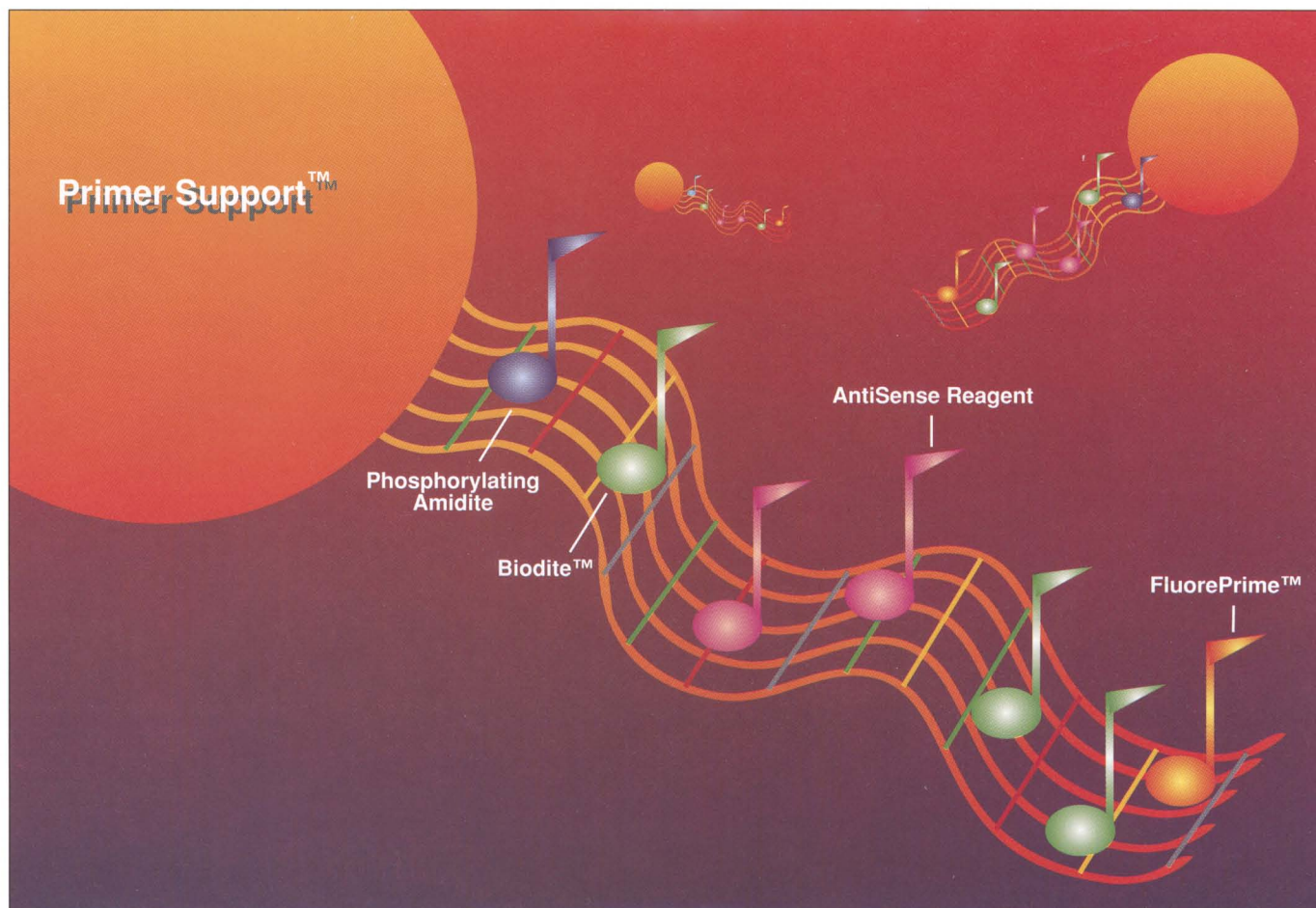
Besides PCR primers, the 392 makes it easy to synthesize antisense oligonucleotides, ribozymes, and sequencing primers. Phone us to find out how the 392 can accelerate your research, and we'll send you a free copy of our new reference manual, *Evaluating and Isolating Synthetic Oligonucleotides*. Phone Applied Biosystems at: **Australia** (03) 808-7777, **Benelux** (0)3465-74868, **Canada** (800)668-6913, **France** (1) 48.63.24.44, **Germany** 0 61 51/87 94-0, **Italy** (02) 8912 6011, **Japan** (03) 3699-0700, **U.K.** (0925) 825650, **U.S.** (800) 345-5ABI.



OPC is a trademark of Applied Biosystems Inc. ©1992 Applied Biosystems, Inc.

* Eva Kvist, Scandinavian Gene Synthesis AB, Köping, Sweden.

The GeneAmp® PCR process is covered by U.S. Patents owned by Hoffmann-LaRoche Inc. and issued and pending patents owned by F. Hoffmann-LaRoche A.G.



Discover the harmony in your DNA synthesis

DNA synthesis simply flows along when you, your reagents and your instruments work in harmony.

With a complete range of quality DNA synthesis chemicals and a choice of Gene Assembler® DNA synthesizers, Pharmacia has all you need to complete your work with a flourish.

● Primer Support™

Primer Support is a new range of polystyrene 50 - 70 µm diameter supports optimized for the synthesis of oligonucleotides up to 50 bases in length. The large surface area gives high yields of pure product, regardless of scale. Primer Support runs on both gas and pump-driven synthesizers.

♪ Phosphorylating Amidite

Phosphorylating Amidite introduces a phosphate at the 5' or 3'-end. It can also introduce a modified nucleotide at the 3' end.

♪ AntiSense Reagent

AntiSense Reagent* introduces sulphur into the inter-nucleotide phosphate linkage, imparting nuclease resistance. It is much faster and safer than alternative methods.

♪ Biodite™

Biodite is a biotin amidite for direct coupling of biotin to any position in an oligonucleotide. Biotin-labelled oligos are useful for non-radioactive DNA detection and for solid-phase sequencing.

♪ FluorePrime™

FluorePrime, the market-leading fluorescein amidite, adds a fluorescein group to an oligonucleotide in a single step. It reduces the time for labelled primer production to less than five hours. The primer produced is suitable for *in-situ* hybridization and DNA sequencing on A.L.F.™ DNA Sequencer.

Gene Assembler

Now we have two new synthesizers for quality oligonucleotide production. *Gene Assembler Special* is the flexible choice for expanded DNA chemistry applications. It features new antisense technology and 8 amidite ports for easy synthesis of DNA, RNA or DNA-RNA hybrids. *Gene Assembler 4 Primers* is a low-cost solution to high-volume needs. With four column capacity, it synthesizes eight 20mers in 24 hrs.



Conduct your DNA synthesis with a flourish. Ask for further information.

Reader Service No. 278

* Developed by Dr. S. Beaucage, FDA.

For further information, call 1-800-526-3593 in the U.S., or 1-800-463-5800 in Canada.

 **Pharmacia**

NEW

Positive displacement from Eppendorf,[®] perfect for PCR!



Eppendorf is proud to present the new Model 4830 positive displacement pipetting system to meet your most critical applications.

Convenient operation

The disposable tips and pistons are pre-assembled in autoclavable racks for easy handling, ready to pick up and go.

And all operations—tip attachment, ejection, volume adjustment, and pipetting—can be performed with one hand.

Unique tip design



The integrated tip/piston assembly securely attaches to the pipette every time to ensure reliable performance. Positive displacement tips eliminate aerosols and reduce contamination for cleaner, more reproducible sample preparation—especially important for PCR applications.

The new Eppendorf positive displacement pipetting system—convenient to operate, designed for reliability, fully autoclavable, *and* backed by Brinkmann's 30-day money back guarantee.

Integrated tip/piston assembly connects securely to pipette, ensuring reliable performance.

eppendorf

BRINKMANN Quality products for research and control.

Call 800-645-3050; in NY, 516-334-7500.

Brinkmann Instruments, Inc.

P.O. Box 1019

Westbury, NY 11590-0207

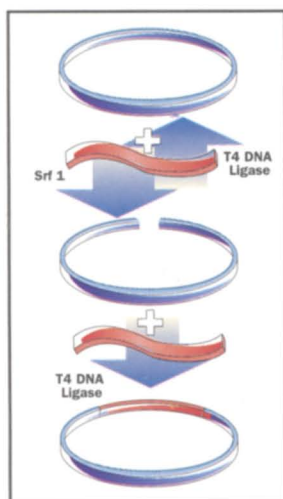
(In Canada: 800-263-8715 or 416-675-7911)

BRK-10540-11

The Major Advantages
of Stratagene's
pCR-Script™ Cloning Kit
Over the Competition:

IT'S SIMPLE AND IT WORKS!

- Uses pBluescript® Vector Derivative
- Uses pBluescript Sequencing Primers
- One Tube Reaction
- Fast - One Hour
- High Efficiency/High Yield
- Low False Positive Rate



Stratagene's pCR-Script™ cloning kit is designed to efficiently clone PCR* products without requiring special primers or post-PCR treatment. PCR products are simply incubated with the predigested plasmid pCR-Script SK(+) DNA, rATP, T4 DNA ligase and the rare-cleavage blunt end *Srf I* restriction enzyme (1). The method selects for PCR DNA fragment-vector ligations and maintains a high steady-state concentration of the digested vector DNA. After a brief incubation, the mixture is added to competent cells without further treatment.

The pCR-Script SK(+) plasmid is a derivative of the popular pBluescript® II SK(+) vector. It includes the *lac* promoter for gene expression, T3 and T7 RNA polymerase promoters, and an expansive multiple cloning region. And it allows for blue/white color selection, single-stranded rescue and rapid DNA sequencing.

The pCR-Script cloning kit is provided complete with predigested vector, enzymes and competent cells. Please call Stratagene for more information and the distributor nearest you.

Catalog No. 211190



USA:
Corporate Headquarters
Easy Ordering: (800)424-5444
Telefax: (619)535-0034

Germany:
Stratagene GmbH
Telephone: (06221) 400634
Telefax: (06221) 400639

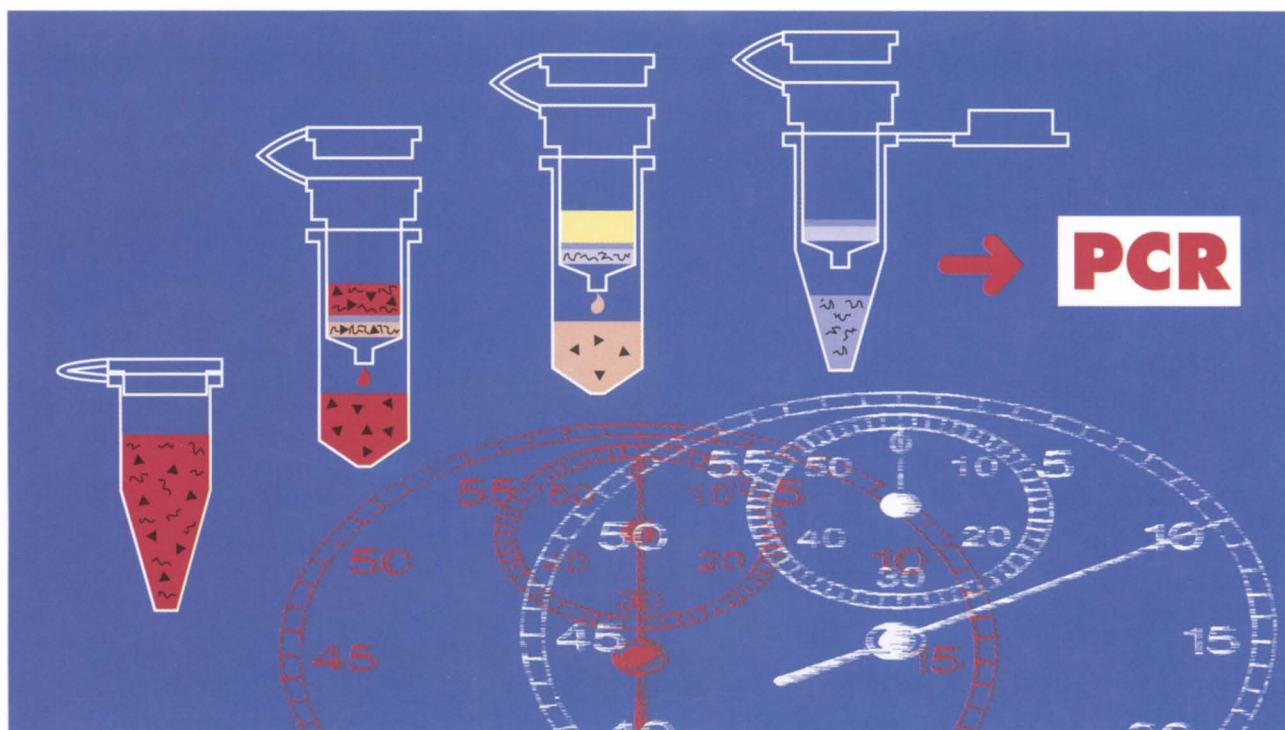
United Kingdom:
Stratagene Ltd.
Telephone: (0223) 420955
Telefax: (0223) 420234

France:
Stratagene France
Telephone: (0590) 7236
Telefax: (1) 44281900

Switzerland:
Stratagene GmbH
Telephone: (01) 3641106
Telefax: (01) 3657707

1. Bauer, J., et al. (1992) *Stratagies* 5:2-64

* The polymerase chain reaction (PCR) process is covered by patents in the United States owned by Hoffmann-La Roche. Use of the PCR process requires a license.



QIAamp Kits

Rapid DNA Purification for Reliable PCR

QIAamp Kits are the fastest way to reliable PCR*.

QIAamp® means:

- Fast, efficient DNA purification in under 20 minutes.
- Hemoglobin, nuclease, and contaminant free preparations for reliable PCR.
- DNA sized from 20 - 40 kb for optimal amplification.
- Easy processing of multiple samples, without extractions or precipitations.

The rapid spin column procedure provides high yields of pure DNA from a variety of sources. The purified DNA can be added directly to an amplification reaction or be safely stored for later use.

QIAamp Kits are suitable for PCR sample preparation from fresh, frozen or dried whole blood, plasma, buffy coat, bone marrow, mucus, and cell suspensions.

DNA yield with QIAamp®	
200 µl blood	6 µg
200 µl buffy coat	40 µg
1 x 10 ⁷ cells	50 µg

Viral DNA and RNA can be efficiently purified from plasma and serum. Protocols for tissue and bacterial DNA are also available.

For fast and economical purification of DNA for reliable PCR amplification, order a QIAamp Kit today.

To receive additional information about the QIAamp Kits or to have a product specialist contact you, please call QIAGEN Inc., DIAGEN GmbH or your local distributor.

QIAamp Kits	50 preps	Cat.No. 29104
	250 preps	Cat.No. 29106

*The PCR process is covered by US patents 4,683,195 and 4,683,202 and foreign equivalents issued to Hoffmann-La Roche AG. QIAamp® is a registered trademark of DIAGEN GmbH, QIAGEN Inc.

DIAGEN GmbH Max-Valmer-Straße 4, 40724 Hilden, Germany, Orders (0)2103-892-230, Fax (0)2103-892-222, Technical Service (0)2103-892-240
QIAGEN Inc. 9259 Eton Avenue, Chatsworth, CA 91311 USA, Orders 800-426-8157, Fax 818-718-2056, Technical Service 800-DNA-PREP (800-362-7737)
DISTRIBUTORS: **AUSTRALIA:** PHOENIX Scientific Pty. Ltd. (03) 868 6888 **AUSTRIA:** BIO-TRADE (0222) 889 18 19 **BENELUX:** Westburg B.V. NL: (033) 95 00 94, B: (07811) 9815 (toll free) **DENMARK:** KEBO Lab A/S (44) 88 72 00 **FINLAND:** KEBO OY (90) 804 4900 **FRANCE:** Cogier (1) 45 32 35 17
GREECE: Bio-Analytica (01) 64 62 748 **HONG KONG/CHINA:** Diagnostech Co., Ltd. (892) 542 0566 **INDIA:** Genetix: (11)-550 6463 **ISRAEL:** BIO-LAB Laboratories Ltd. (02) 524 447 **ITALY:** Genenco (M-Medical srl) (055) 5001871 **JAPAN:** Funakoshi Co., Ltd. (3) 5684-1622 **KOREA:** LRS Laboratories, Inc. 924 8697 **NORWAY:** KEBO Lab AS (02) 30 17 18 **PORTUGAL:** Izasa Portugal (01) 758 07 40 **USA:** Whitehead Scientific Supplies (021) 981-1560
SINGAPORE: TIBS TRADING PTE LTD (Biotech Branch) 292 9783 **SPAIN:** Izasa S. A. (3) 401 01 01 **SWEDEN:** KEBO Lab AB (08) 621 34 00
SWITZERLAND: KONTRON Instruments AG (01) 733-5-733 **TAIWAN:** Formo Industrial Co., Ltd. (02) 736 7125 **UK:** Hybaid Ltd. (081) 977 3266



Fireproof Success!

**DynaZyme — a new efficient
thermostable DNA polymerase**



- **Source:**
Thermus brockianus (F500)
- **2-fold lower error frequency*** than that of *Taq* DNA polymerase
- **Better thermal stability** than that of *Taq* DNA polymerase: half life of 2.5 h at 96 °C
- **Associated enzyme activities:**
5'→3' DNA polymerase
5'→3' exonuclease
- **Easy to optimize for primer extension reactions**

* The fidelity of both DynaZyme and *Taq* DNA polymerase was measured by the forward mutational assay described by Tindall and Kunkel, 1988, *Biochemistry* **27**: 6008-6013.

**DYNA
Zyme**

- it makes the difference!



Finnzymes Oy

New Creative Touch

P.O.Box 148, 02201 Espoo, Finland
Tel. +358-0-420 8077, Fax +358-0-420 8653


Reader Service No. 292

DISTRIBUTORS OF DYNAZYME DNA POLYMERASE: AUSTRIA: BIO-TRADE Tel. 1-889 18 19, Fax 1-889 18 19 20, BENELUX: TechGen International nv/sa Tel. 02-466 22 50, Fax 02-466 99 04, Eurogentec s.a. Tel. 41-66 01 50, Fax 41-65 51 03, DENMARK: MEDINOVA Tel. 31-56 20 00, Fax 31-56 19 42, FRANCE: CLONATEC- Département BIOSOFT Tel. 1- 43 42 43 88, Fax 1-43 40 48 86, GERMANY: Angewandte Gentechnologie Systeme GmbH Tel. 0 6221-831023, Fax 0 6221-840610, ITALY: CELBIO S.r.l. Tel. 02-381 03 171, Fax 02-381 01 465, NORWAY: Ing. F. Heidenreich A/S Tel. 02-2222 0411, Fax 02-2222 1150, PORTUGAL: Quimigranel, lda. Tel. 1-858 1564, Fax 1-858 37 10, SPAIN: LANDERDIAGNOSTICO S.A. Tel. 1-594 08 06, Fax 1-448 71 92, SWEDEN: In vitro AB Tel. 08-734 83 00, Fax 08-730 46 40, SWITZERLAND: BioConcept Tel. 061-481 47 13, Fax 061-481 71 12, UNITED KINGDOM: Flowgen Instruments Ltd. Tel 0795-429737, Fax 0795-471185, SINGAPORE AND MALAYSIA: RESEARCH INSTRUMENTS PTE LTD Tel. 65-473 9035, Fax 65-475 8565

Now

Not All Extractions Have to Be Difficult!

ISS announces the acquisition of the
AutoGen line of high quality instruments and reagents for
Fully Automated DNA & RNA Extractions
AutoGen 540



- ❖ Isolates Plasmids Suitable for Fluorescent Sequencing
- ❖ Automatically Prepares Cosmids
- ❖ Isolates High Quality Genomic DNA from Whole Blood
- ❖ Isolates High Quality DNA from Proteinase K Treated Tissues
- ❖ Isolates Total RNA from Cells & Tissues
- ❖ Automated Reagent Delivery System
- ❖ Precision Robotic Pipetting
- ❖ Advanced Microprocessor Control Provides Preprogrammed or User Modified Protocols
- ❖ High Speed Centrifugation Module

Call for Information Today!

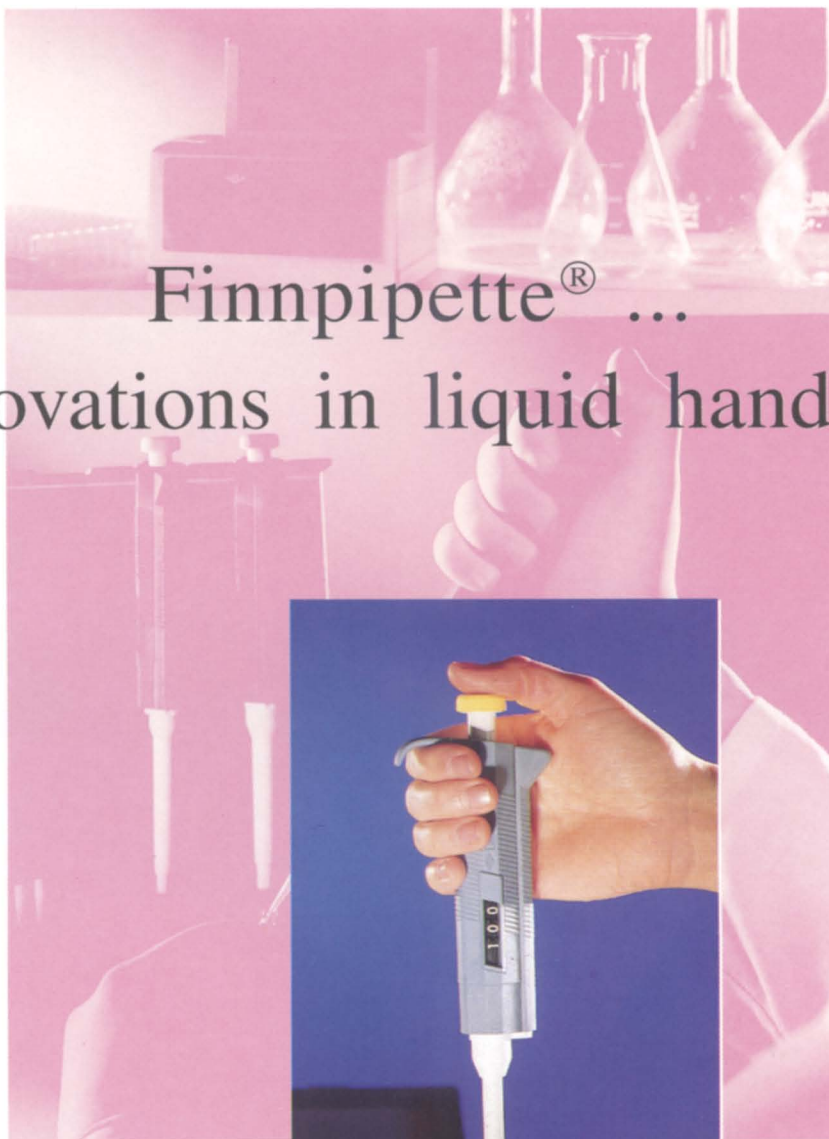
Integrated Separation Systems

enprotech

21 Strathmore Road • Natick, MA 10760

800-433-6433

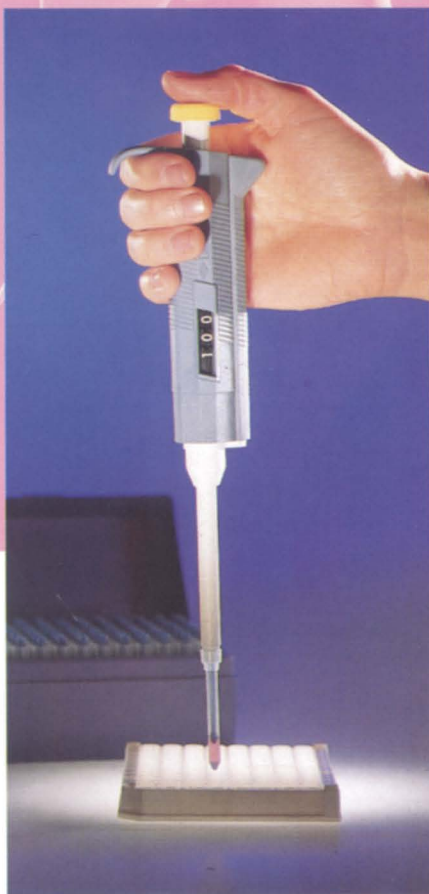
Finnpipette® ... innovations in liquid handling



Finnpipette® P.C.R.

Labsystems new Finn timer pipette P.C.R. system is specifically designed to combat the problems of contamination associated with this highly sensitive technique.

The system comprises 2 new positive displacement Finn timer pipettes (0.5-25µl and 20-200µl). Fully autoclavable tips with pre-assembled plungers are available in a 96 tip rack. The design of the microsyringe and tip ensures that there is minimal risk of user-contamination of these parts.



Labsystems
because science needs standards

Labsystems Oy, P.O.Box 8, SF-00881 Helsinki, Finland
Tel. +358-0-75821, Fax +358-0-789 469

Austria: Labsystems Ges.m.b.H., Wien Tel.(222) 4359010

France: Labsystems France S.A., Les Ulis Cedex (Paris) Tel.(1) 69079750

Germany: Labsystems G.m.b.H., Benediktbeuern Tel. (0) 8857951113

Italy: Labsystems S.R.L., Desio(Milano) Tel. (362) 300603

Japan: Labsystems Japan K.K., Tokyo 162 Tel. (3) 52610231 Sales office in Osaka

Spain: Labsystems Espana S.A., Barcelona Tel. (3) 4735018

Sweden: Labsystems AB, Stockholm Tel. (08) 7420250 Sales offices in Gothenburg and Lund

UK: Labsystems (UK) Ltd., Basingstoke Tel. (0256) 844141

USA: Labsystems Inc.33 Boston Post Road, Marlboro MA 01752 Tel. (508) 481 6800



Specific purpose

The sharply curved bill of the white-tipped sickle-billed hummingbird is specifically adapted to probe the delicate tubular flowers of heliconia plants for the nectar on which the creature survives.

High-performance Boehringer Mannheim *Taq* DNA polymerase is designed and tested with an equally specific goal in mind: to produce absolutely specific amplification products in your polymerase chain reactions.

Each lot of *Taq* polymerase undergoes a unique self-priming assay to assure that the enzyme is essentially free of endogenous DNA fragments. Additional testing makes sure that contaminating exonucleases and endonucleases are also not present.



Specific amplification of a single-copy β -globin gene (1.5 kb) from 100 ng of human genomic DNA using various unit (U) quantities of Boehringer Mannheim *Taq* polymerase.

The highest levels of product purity are provided so that you achieve specific, high-yield amplification with no background and no false priming.

Licensed to perform

Choose Boehringer Mannheim *Taq* polymerase with confidence because Boehringer Mannheim is now a fully licensed supplier of PCR products, and your purchase conveys to you a license to perform PCR for research purposes.

Now you have the convenience of being able to purchase licensed *Taq* polymerase from the same company that you rely on for a wide range of other molecular biology research products.

Give us your specifics today

Count on Boehringer Mannheim *Taq* polymerase for high-yield, high-quality PCR results. Contact your Boehringer Mannheim representative or call us to place your order at 1-800-262-1640.

This product is sold under licensing arrangements with Roche Molecular Systems and The Perkin-Elmer Corporation.

© 1993 Boehringer Mannheim. All Rights Reserved.

T A Q
BOEHRINGER
MANNHEIM
PCR
H I G H
PERFORMANCE

*Leaving the
Limits Behind*

**BOEHRINGER
MANNHEIM**



Instructions for Authors

Submission of Papers

PCR Methods and Applications welcomes high-quality research papers that describe improvements in PCR methodology, new amplification methods, or the results of PCR application. The journal also publishes review and commentary articles, technical tips, and reader correspondence. All submissions to the journal will be peer-reviewed.

The journal accepts primary research papers and technical tips that present original research which has not previously been published. Submission to the journal implies that a paper is not currently being considered for another journal or book. It is also understood that investigators who submit research papers to the journal are prepared to make available to qualified academic researchers materials needed to duplicate their research results.

Review articles are commissioned. Authors wishing to submit review articles should first contact the Editor.

Contributors should submit their papers to:

Judy Cuddihy, Editor
PCR Methods and Applications
Cold Spring Harbor Laboratory
POB 100, 1 Bungtown Road
Cold Spring Harbor, New York 11724-2203
USA

Phone 516-367-8492

FAX 516-367-8532

One original and two copies of the manuscript should be submitted. Original photographs should be supplied with each copy.

Manuscript preparation

Papers accepted by the journal will occupy between 2 and 10 journal pages. A manuscript of 5 to 25 typed, double-spaced pages total (including methods, references, and figure legends) will translate to this length. Computer printouts should be of letter quality, and each page should be labeled with the first author's name and a page number. All figures should be labeled with the first author's name, the figure number, and an indication of the top. The size of figures will be adjusted to fit the journal format; therefore, please try to keep labels, symbols, and other call-out devices in proportion to the figure size and detail. Figures should be supplied as high-quality

glossy prints. Authors wishing to publish four-color art must pay part of the costs; price estimates will be provided on acceptance of a paper.

The following order of manuscript sections is preferred: Title page, abstract, introduction, methods, results, discussion, acknowledgments, references, tables, figure legends. The methods presented should be detailed enough to allow any qualified researcher to duplicate the results. References are cited by number in the text and the reference list should be numbered in the order the references are cited in the text. Bibliographic information should be supplied in the following order. For journal articles: Authors, year, article title, journal title, volume inclusive page numbers. For books: Authors, year, chapter title, book title, editors' names, volume, inclusive page numbers, publisher, city of publication.

Accepted manuscripts

Accepted manuscripts should be supplied on 3 1/2- or 5 1/4-inch discs to expedite typesetting. Please supply the manuscript as an ASCII file if possible. If a word-processing file is being sent, please do not use any underscoring, italic, or boldface; spell out special characters (Greek, math); use two carriage returns at the end of each paragraph, subheads, and list items. Indicate on the disc: computer brand name, type of file (text or word-processing), name of software, and disc format.

Proofs are considered the final form of the paper and correction can be made only in the case of factual errors. If additional information must be added at this stage, it should be in the form of "Note added in proof," subject to the approval of the editors.

Reprints may be ordered; a form will be included with the proofs.



**EXCLUSIVE
BONUS DISTRIBUTION!!!**

**THE OCTOBER ISSUE OF
PCR METHODS AND APPLICATIONS
IS OFFERING OUR ADVERTISERS AN
OUTSTANDING BONUS DISTRIBUTION
OPPORTUNITY**

**SOCIETY FOR NEUROSCIENCE
MEETING... AND**

**EXCLUSIVE BONUS DISTRIBUTION
AT THE
THE 1993 COLD SPRING HARBOR
LABORATORY
FALL COURSES**

October and November 1993

**To Reserve space in the October 1993 issue
please call: Nancy Kuhle at 516-367-8351 or
FAX: 516-367-8532**

**When purity and
accuracy can't
be compromised...**

**Scientists turn to Keystone for a
complete range of custom lab services:**

**Oligonucleotide synthesis
\$3.50 / Base**

**Custom blotin and digoxigenin
labeling starting at \$100.00 plus
\$3.50 / Base**

**FISH (Fluorescent *in situ* hybridization)
probes starting at \$350.00**

**Custom Antisense / S-Oligos,
HPLC purified starting at \$200.00**

**1-800-788-4362
1-800-786-4362 Fax**

KEYSTONE
Laboratories, Inc.

Reader Service No. 296

**DO YOU NEED
REPRINTS ?**

**Reprints of articles
published in
PCR Methods and
Applications
are available in black &
white and color.**

Please call: Nancy Kuhle

**Tel: 516/367/8351
Fax: 516/367/8532**

The Waffle Iron

- ◆ 16 standard 96 or 192 well plates
- ◆ Stores thousands of programs, runs four simultaneously
- ◆ Fast, uniform heating (1.6°/sec heating) and cooling (4.5°/sec)
- ◆ 60 plate, cooled pipettor robot available

TC1600 Thermocycler *



IAS Products, Inc.

◆ Patent Pending

Cambridge, MA Phone 617-354-3830 Fax 617-547-9727

Reader Service No. 297