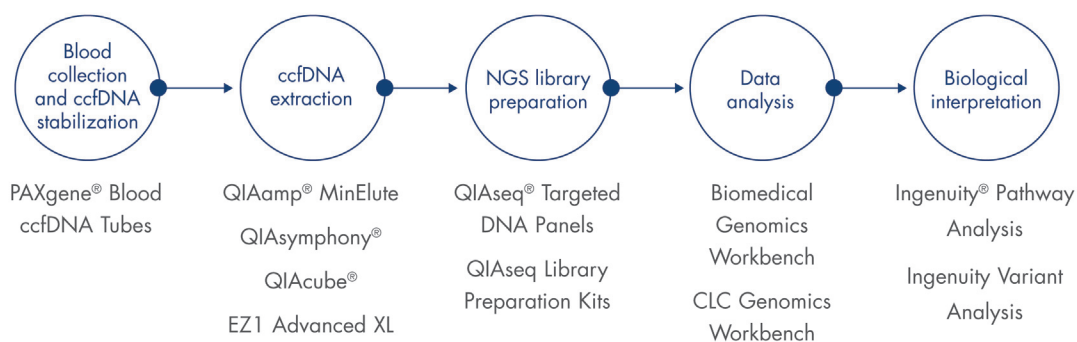




Stay at the forefront of cell-free DNA research

With QIAGEN, innovative insights into **circulating, cell-free DNA** are possible with trusted solutions for every step of your workflow.



Discover ccfDNA research solutions today: www.qiagen.com/ccfDNA



For up-to-date licensing information and product-specific disclaimers, see the respective QIAGEN kit handbook or user manual. Trademarks: QIAGEN®, Sample to Insight®, QIAamp®, QIAcube®, QIAseq®, QIAasymphony®, EZ1®, Ingenuity®, PAXgene® (QIAGEN group). PROM-10758-001. © 2017. QIAGEN, all rights reserved.

Sample to Insight





*Generate better genome
assemblies. Faster.*

Accel-NGS[®] XL Library Kit for PacBio[®] Platforms

**Revolutionize your whole genome
sequencing with the longest NGS reads**

- Generates average read length up to 20 kb
- Ready-to-sequence libraries in 1 day
- Simple workflow
- Inputs as low as 2 μ g

Swift 
BIOSCIENCES[™]

*Transforming NGS
Applications*

GET STARTED NOW: swiftbiosci.com/AccelXL



One tube. Many answers.

Ion AmpliSeq technology helps you get the most from your precious samples in a single NGS run

From inherited disease and cancer research to animal health studies, Ion AmpliSeq™ targeted next-generation sequencing (NGS) panels, combined with Ion Torrent™ systems, enable reliable, scalable analysis of many genes and important biomarkers, including SNPs, indels, and fusions—all with one panel, in just one NGS run.



See how Ion AmpliSeq technology can work for you at thermofisher.com/ampliseq

ThermoFisher
SCIENTIFIC

High Efficiency Chemically Modified Synthetic sgRNA for CRISPR

Essential for CRISPR Editing
in Primary, Stem Cells,
Therapeutic Applications
and Challenging Cell Lines.



Echo® Acoustic LIQUID HANDLING
for GENOMICS



DOWNLOAD
APPLICATION NOTE

FEATURED APPLICATION NOTE

Effective Miniaturization of Illumina Nextera XT Library Prep for Multiplexed Whole Genome Sequencing and Microbiome Applications

Miniaturize Reaction Volumes

with high-precision acoustic liquid handling

Echo® Acoustic Liquid Handling technology is changing the traditional tip-based processes of genomic research by offering researchers the ability to miniaturize reaction volumes, resulting in significant reductions in costs related to reagents and samples. Non-contact acoustic transfers are also contamination-free and highly reproducible, and offer incomparable speed, precision and accuracy. Furthermore, the ability to transfer from any well to any well allows researchers to test a wide range of conditions repeatedly from a single source plate for assay optimization.

Reduce reagent costs, save samples, and eliminate steps – all while improving quality and throughput.

- Achieve 20-fold reduction in reaction volumes for tagmentation and PCR reactions
- Transfer 25 nL volume increments without compromise to coverage and data
- Sequence more samples in less time with higher throughput and productivity

For more information, visit www.labcyte.com/sequencing.

LABCYTE ™
The Future of Science is Sound

© 2017 LABCYTE INC. All rights reserved. Labcyte®, Echo®, and the Labcyte logo are registered trademarks or trademarks of Labcyte Inc., in the U.S. and/or other countries.

FOR RESEARCH USE ONLY. Not for use in diagnostic procedures.

 @LabcyteInc

info-us@labcyte.com

Bulk M-MLV and RNasin at competitive prices


◎ M-MLV (H-) Reverse Transcriptase US\$1.5 per KU for more than 1,000 KU

- H minus Moloney Murine Leukemia Virus (M-MLV) Reverse Transcriptase is a recombinant M-MLV reverse transcriptase. RNase H activity has been eliminated by a point mutation in the RNase H domain of M-MLV RTase, ensuring high yields.
- Deficient RNase H activity to reduce RNA template degradation during the first-strand cDNA synthesis.
- cDNA up to 12 kb.

◎ RNasin (RNase inhibitor) US\$6.7 per KU for more than 100 KU

RNasin is a ribonuclease inhibitor extracted from human placenta with a molecular weight 51 kDa. It inhibits the activity of RNase by specifically binding up to RNase with a non-covalent bond. RNasin, free of RNase or Nickase, can maintain its activity at pH from 5 to 8, and the highest one at pH7.8.

YOUR partner from concept to clinic



Supporting IVD Manufacturers with:

- Broad portfolio of high quality raw materials
- Risk mitigation expertise for your supply chain, quality, and regulatory needs
- Contract manufacturing of intermediates and finished IVDs
- Bulk and custom reagent formulation
- R&D tools and support

**EMD Millipore and Sigma-Aldrich come together
to solve the toughest problems in life science.**



sigmaaldrich.com/diagnostic-solutions

The life science business of Merck KGaA, Darmstadt, Germany operates as MilliporeSigma in the U.S. and Canada.

MilliporeSigma and the vibrant M are trademarks of Merck KGaA, Darmstadt, Germany
Copyright © 2017 EMD Millipore Corporation. All Rights Reserved. 2017 - 05197 06/2017

**MILLIPORE
SIGMA**

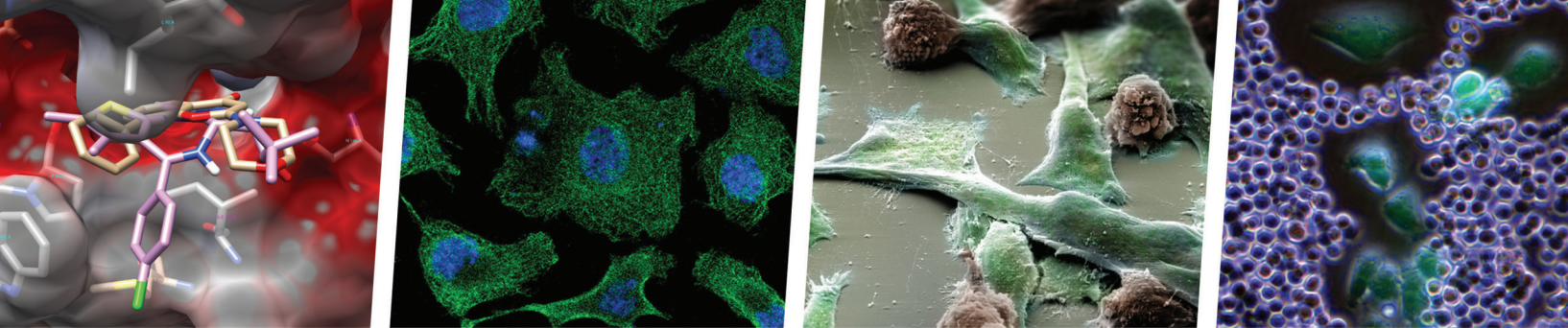
Quantify multiple pathogens in water.



RPA has enabled researchers in Germany to develop an automated DNA amplification and chemiluminescence microarray platform that can simultaneously identify and quantify multiple viral and bacterial contaminants in water.

Hear more about this and other amazing innovations:
twistdx.co.uk/water

RPA. It really works.
twistdx.co.uk | +44 (0)1223 496700



AACR-NCI-EORTC International Conference

MOLECULAR TARGETS AND CANCER THERAPEUTICS

DISCOVERY, BIOLOGY, AND CLINICAL APPLICATIONS

October 26-30, 2017 | Pennsylvania Convention Center | Philadelphia, PA

Register online or on-site!

SCIENTIFIC COMMITTEE COCHAIRS



Antoni Ribas

UCLA Medical Center,
Los Angeles, CA (AACR)



James L. Gulley

National Cancer Institute,
Bethesda, MD (NCI)



Charles Swanton

The Francis Crick Institute and UCL Cancer
Institute, London, United Kingdom (EORTC)

ORGANIZING COMMITTEE COCHAIRS



José Baselga

Memorial Sloan Kettering Cancer Center,
New York, NY (AACR)



James H. Doroshow

National Cancer Institute,
Bethesda, MD (NCI)



Denis A. Lacombe

European Organisation for Research and
Treatment of Cancer, Brussels, Belgium (EORTC)

ABOUT THE CONFERENCE

This conference is the thriving offspring of the original EORTC-NCI meetings on drug discovery and development that began in 1988. The AACR partnership began in 1999 in response to the need for more frequent meetings to keep pace with the rapid advancement of molecular biology and genetics, and the consequent emergence of many new targets for cancer therapeutics. This collaboration ensures that researchers can share new and emerging findings so that stakeholders across all subdisciplines of cancer research and drug development are exposed to the latest discoveries.

Over 2,500 academics, scientists, and pharmaceutical and government representatives from across the globe are expected to attend the conference and discuss innovations in drug development, target selection, and the impact of new discoveries in molecular biology. Numerous innovative agents have been discovered in recent years as a result of tremendous developments in the understanding of the molecular basis of cancer. Further clinical progress in cancer treatment will be accomplished mainly through translational research projects, efficient new drug development, and the execution of large, prospective, randomized, multicenter cancer clinical trials.

 **Continuing Medical Education (CME) Activity—AMA PRA Category 1 Credits™ available**

Science Directed Technology Development



THE RNA INSTITUTE
UNIVERSITY AT ALBANY STATE UNIVERSITY OF NEW YORK

Overcoming obstacles of working with RNA

Enabling insight into RNA Chemistry and
structure-function relationships

Analyzing modified RNA, epitranscriptomics

Disseminating tools, technologies, methods
and materials for basic and applied research

Developing RNA pharmaceutical analyses

Offering academic and corporate visitors lab
space for collaborative research and training

Save the days: March 14 – 16, 2018

5th Annual Symposium on RNA Science and its Applications


www.rna.ualbany.edu

rna@albany.edu



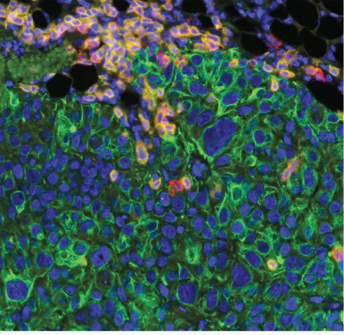
2017-2018 SCIENTIFIC CONFERENCES

Presenting the most significant research on cancer etiology, prevention, diagnosis, and treatment



Third CRI-CIMT-EATI-AACR International Cancer Immunotherapy Conference

*Conference Cochairs: Stanley Riddell,
Robert D. Schreiber, Christoph Huber,
and Guido Kroemer*
September 6-9, 2017 | Mainz/Frankfurt, Germany

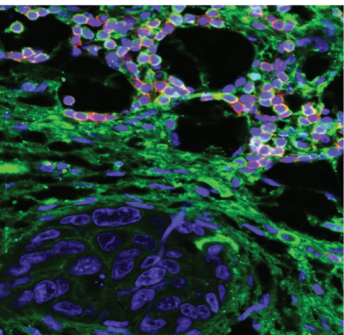


Advances in Modeling Cancer in Mice: Technology, Biology, and Beyond

*Conference Cochairs: Cory Abate-Shen,
Kevin M. Haigis, Katerina A. Politi, and Julien Sage*
September 24-27, 2017 | Orlando, FL

Tenth AACR Conference on The Science of Cancer Health Disparities in Racial/Ethnic Minorities and the Medically Underserved

*Conference Cochairs: John M. Carethers,
Rick A. Kittles, Christopher I. Li, and Electra D. Paskett*
September 25-28, 2017 | Atlanta, GA



Tumor Immunology and Immunotherapy

*Conference Cochairs: James P. Allison,
Carl H. June, Miriam Merad, and Giorgio Trinchieri*
October 1-4, 2017 | Boston, MA

Addressing Critical Questions in Ovarian Cancer Research and Treatment

*Conference Cochairs: Robert C. Bast, Jr.,
Ursula A. Matulonis, and Anil K. Sood*
October 1-4, 2017 | Pittsburgh, PA



Advances in Breast Cancer Research

*Conference Cochairs: Myles A. Brown, Tak W. Mak,
Ramon E. Parsons, and Laura J. van 't Veer*
October 7-10, 2017 | Hollywood, CA

AACR-NCI-EORTC Molecular Targets and Cancer Therapeutics

*Scientific Committee Cochairs: Antoni Ribas,
James L. Gulley, and Charles Swanton*
October 26-30, 2017 | Philadelphia, PA

New Horizons in Cancer Research

*Conference Cochairs: Nancy E. Davidson,
Kornelia Polyak, Chi Van Dang, Hongyang Wang*
November 6-9, 2017 | Shanghai, P.R. China

Prostate Cancer: Advances in Basic, Translational, and Clinical Research

*Conference Cochairs: Johann S. de Bono,
Karen E. Knudsen, Peter S. Nelson, and Mark A. Rubin*
December 2-5, 2017 | Orlando, FL

Pediatric Cancer

*Conference Cochairs: Peter C. Adamson,
Nada Jabado, and Charles W. M. Roberts*
December 3-6, 2017 | Atlanta, GA

San Antonio Breast Cancer Symposium Presented by CTRC-AACR-BCM

*Codirectors: Carlos L. Arteaga,
Virginia G. Kaklamani, and C. Kent Osborne*
December 5-9, 2017 | San Antonio, TX

Obesity and Cancer

*Conference Cochairs: Lewis C. Cantley,
Michael N. Pollak, and Elizabeth A. Platz*
January 27-30, 2018 | Austin, TX

Immunobiology of Primary and Metastatic CNS Cancer: Multidisciplinary Science to Advance Cancer Immunotherapy

*Conference Cochairs: Hideho Okada,
Robyn S. Klein, Ignacio Melero, and Patricia S. Steeg*
February 12-15, 2018 | San Diego, CA

Targeting DNA Methylation and Chromatin for Cancer Therapy

*Conference Cochairs: Stephen B. Baylin,
Margaret A. Goodell, and Peter A. Jones*
March 1-4, 2018 | Atlanta, GA

AACR Annual Meeting 2018

Program Committee Chair: Elaine R. Mardis
April 14-18, 2018 | Chicago, IL



Learn more and register at
AACR.org/Calendar

AACR American Association
for Cancer Research
FINDING CURES TOGETHER™



Associate Editor Position Available

Cold Spring Harbor Laboratory, a world-renowned scientific research facility on Long Island's North Shore, is searching for a scientist interested in the communication of science to fill the position of Associate Editor at *Genome Research*, a journal that publishes advances in genome biology and genomic medicine. *Genome Research* is among the ten most highly cited research journals in biochemistry and molecular biology.

The applicant must have a Ph.D. in genetics or genomic science, preferably with experience in scientific publishing. Strong communication, problem solving and organizational skills, ability to meet deadlines, and the capacity to handle multiple projects at once are significant requirements. An understanding of data reproducibility, deposit and access issues would be helpful. We seek a team player with excellent interpersonal skills.

CSHL Press is affiliated with Cold Spring Harbor Laboratory, located on the North Shore of Long Island, 35 miles from New York City.

Interested candidates should apply via the CSHL Careers website at:

<http://cshl.peopleadmin.com/postings/11826>

Position Number 01046-A

We offer a competitive salary and a comprehensive benefits package.

CSHL is an EO/AA Employer. All qualified applicants will receive consideration for employment and will not be discriminated against on the basis of race, color, religion, sex, sexual orientation, gender identity, national origin, age, disability or protected veteran status.

Long story short: Bionano reveals more.

Long- and short-read NGS data identifies smaller DNA mutations, but lacks critical information around genome structure.

Bionano genome mapping fills in what's missing from sequencing-based data providing unmatched structural variation discovery and analysis for structural variations ranging from 1,000 bp to megabase pairs in length.

99% sensitivity for large homozygous insertions and deletions*

87% sensitivity for large heterozygous insertions and deletions*

98% sensitivity for translocations*



bionano[®]
GENOMICS

Put the power of Bionano data to work in your research.
Learn more at bionanogenomics.com

*Bionano Genomics. (2016). *Bionano Genomics' Next-Generation Mapping Identifies Large Structural Variants in Cancer and Genetic Disorders* [White paper].
http://bionanogenomics.com/wp-content/uploads/2017/02/Bionano_Human-Structural-Variations-White-Paper.pdf
© 2017 Bionano Genomics. All Rights Reserved. For Research Use Only. Not for Use in Diagnostic Procedures.



- Resolve haplotype information, fully characterize complex structural variants, and improve access to medically relevant genes

- Future-proof your genomes with affordable *de novo* assembly for reference-free variant calling

- Getting data does not have to be complicated with our simple solutions, automatable workflows, low sample input, and easy-to-use software

Find what's missing.



Go beyond the current short-read technology. Use the Chromium™ System to obtain long-range information through the power of Linked-Reads for a single, comprehensive solution.

Learn More at 10xgenomics.com

10x
GENOMICS®