



BLOW UP YOUR GENOMICS WORKFLOW.

Automate nucleic acid QC and get on with your life sciences.

If sample QC takes you more than two minutes, it's too manual. Fragment Analyzer™ takes the job off your hands—streamlining lab operations and wiping out errors. Just pipette once and it delivers truly reliable results via automated capillary electrophoresis.

No chips. No tapes. No compromises.

- Setup in seconds
- Get resolution down to 2 base pairs
- Detection starts at 5 pg/μL

DITCH YOUR TIRED OLD WORKFLOW AT AATI-US.COM.



isothermal detection of RNA

Recombinase Polymerase Amplification (RPA) is a cutting edge alternative to PCR with a rapid isothermal enzymatic process. RPA benefits from ultra-fast detection, single molecule sensitivity, little or no hardware requirements and simple to use, stable lyophilised reagents.

TwistAmp® Basic RT Gel electrophoresis RNA detection

The Basic RT kit contains all the enzymes and reagents necessary for the amplification of RNA – all that has to be supplied by the user are the primers, template and RNase Inhibitor. The Basic RT kit is recommended for those who want to use TwistDx's RPA technology to reverse transcribe and amplify RNA targets.

WANT TO KNOW MORE?

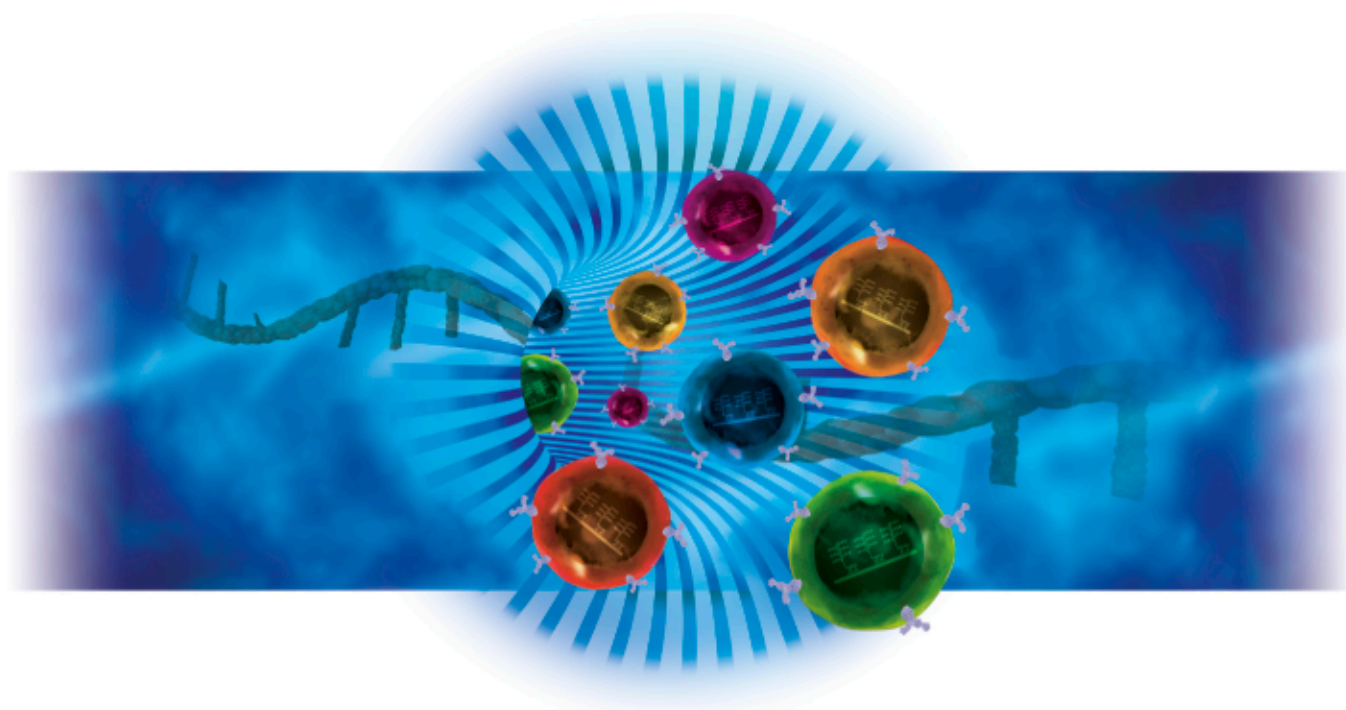
TwistDx

www.twistdx.co.uk



Imagine if you could detect RNA and protein in millions of single cells

Enter a new dimension of single-cell analysis



Detect RNA and protein simultaneously by flow cytometry to:

- See gene expression heterogeneity at the single-cell level
- Compare RNA and protein in the same cell
- Evaluate viral RNA within infected cells
- Detect non-coding RNA in cell subsets
- Analyze mRNA expression levels when antibody selection is limited

**Download
White Paper**

Download your copy of the PrimeFlow™ RNA Assay Validation White Paper
at www.ebioscience.com/primeflow-white-paper-genres

Biology for a better world.

NORTH AMERICA: 888.999.1371 ■ EUROPE: +43 1 796 40 40-305 ■ JAPAN: +81 (0)3 6430 4020 ■ INQUIRIES: info@ebioscience.com

©Affymetrix, Inc. All rights reserved. For Research Use Only. Not for use in diagnostic or therapeutic procedures.

eBioscience

GeneChip

USB

Reduce your NGS Sequencing Costs with Improved Library Complexity

Accel-NGS™ 2S DNA Library kit for Illumina® Platforms

- Broad input range: 10 pg to 1 µg. PCR-free libraries from 10 ng
- Exceptional coverage of AT-rich & GC-rich sequences
- Superior library complexity
- Tremendously efficient adapter technology



Sequencing for all.™

I'm a
SampleSorcerer

Well, that's what everyone thinks. Thanks to Ion Torrent™ next-generation sequencing solutions, I can do plenty of amazing things. Like get human gene expression research data for more than 20,000 genes simultaneously using just 10 ng of FFPE RNA, and use straightforward analysis tools to go from sample to gene quantitation in under 2 days. Maybe there's a little magic to it after all.

Find out more at
lifetechnologies.com/ampliseqtranscriptome



life
technologies

A Thermo Fisher Scientific Brand

For Research Use Only. Not for use in diagnostic procedures. © 2014 Thermo Fisher Scientific Inc. All rights reserved.
All trademarks are the property of Thermo Fisher Scientific and its subsidiaries unless otherwise specified. C0011125 0814

Next Gen Sequencing

Using rapid solutions for high-quality total RNA-seq?

LIBRARY PREPARATION FOR NEXT GEN SEQUENCING

High-performing library prep from 10 ng–1 µg total RNA



SMARTer® Stranded Total RNA-seq kits and rRNA-removal solutions

SMARTer Stranded technology incorporates random-primed cDNA synthesis and Illumina® library preparation into a single protocol, providing high-quality sequencing libraries in under 5 hours. This technology preserves strand-of-origin information in a dUTP-independent manner and adds Illumina adapters using a ligation-free method. The resulting sequencing libraries provide data for both coding and non-coding RNA.

For 10–100 ng of total RNA, RiboGone™ - Mammalian ribosomal RNA (rRNA) removal kits work seamlessly with SMARTer Stranded RNA-Seq Kits to reduce the amount of rRNA reads to <5%.

For 100 ng–1 µg of RNA, rRNA-removal is integrated directly into the SMARTer Stranded Total RNA Sample Prep Kit - HI Mammalian. Both of these kits deliver the same excellent data found in all SMARTer kits for RNA-seq.

See more data at
www.clontech.com/totalRNA-seq
or call 1.800.662.2566



Scan to find out more



Takara Clontech

Clontech Laboratories, Inc. • A Takara Bio Company

United States/Canada: +1.800.662.2566 • Asia Pacific: +1.650.918.7300 • Europe: +33.(0)1.3904.6880 • Japan: +81.(0)77.543.7247
For Research Use Only. Not for use in diagnostic or therapeutic procedures. Not for resale. Illumina is a registered trademark of Illumina, Inc. Clontech, the Clontech logo, RiboGone, SMARTer, and that's GOOD science! are trademarks of Clontech Laboratories, Inc. Takara and the Takara logo are trademarks of TAKARA HOLDINGS, Kyoto, Japan. All other marks are the property of their respective owners. Certain trademarks may not be registered in all jurisdictions. © 2014 Clontech Laboratories, Inc.

www.clontech.com 11.14 US (633648)

Introducing the NEW
Accuracy and Content Enhanced (ACE)
Cancer Panel *for DNA and RNA*

Personalis® ACE Extended Cancer Panel

The Most Complete and Accurate Solutions *for Tumor Profiling*

Designed to support both discovery research and clinical trials, the ACE Extended Cancer Panel provides more coverage of gene pathways and functions known to be involved in cancer biology than any other panel commercially available. The ACE Extended Cancer Panel is the first service to combine the breadth of coverage for novel variant discovery across key cancer pathway genes, with the sequencing depth needed to detect variants present at low allelic fraction. By combining DNA and RNA analysis from a single sample, Personalis delivers the most complete genomic profile from any cancer sample.

- ✓ Coverage of 1,300+ cancer genes
- ✓ Analysis of DNA and RNA from a single sample
- ✓ Tumor/normal and tumor-only studies
- ✓ High accuracy somatic variant (DNA) and fusion event (RNA) calling

1,300+
cancer genes
and
200+
miRNA genes

Getting comprehensive and accurate information from limited tumor samples is a major challenge for cancer researchers. Personalis' suite of services have been designed to provide the optimal solution for analysis of cancer samples. Learn more about our complete portfolio at:

www.personalis.com/cancer



Personalis®
Pioneering Genome-Guided Medicine

© 2015 Personalis, Inc. All rights reserved. Personalis® is a registered trademark of Personalis, Inc., in the United States and/or other countries.

For Research Use Only

www.personalis.com | info@personalis.com

+1 855-GENOME4 (436-6634)

+1 650-752-1300 (outside U.S.)

Next-Generation Sequencing

- Whole genome Sequencing (Hiseq X Ten)
- Exome sequencing
- Targeted Sequencing
- Long Read Sequencing
- Transcriptome Analysis, small RNA
- Epigenomics

Bio Informatics

- Assembly/Mapping
- Variant (SNP/InDel) calling
- CNV & Breakpoints
- Expression Profiles
- DEGs/miRNA
- Enrichment Profiles
- Gene Annotation

Capillary Sequencing

Microarray

Oligonucleotide Synthesis

Genetically Engineered Mouse

Looking for Genomic Research Partner?

X-Genome

- Xpedite Your Whole Genome Sequencing
- Xplore your whole genome sequencing
- Xecute WGS at the highest level



Yale SCHOOL OF PUBLIC HEALTH

Tenure Track Assistant or Associate Professor

Department of Environmental Health Sciences

New Haven, Connecticut

The Department of Environmental Health Sciences at the Yale School of Public Health is seeking to recruit an outstanding individual with expertise in genomics for a tenure-track faculty position at the level of Assistant or Associate Professor. Areas of specialization include, but are not limited to, cutting-edge analyses of large, population-scale GWAS, exome, whole genome, and metagenomic datasets, as well as genomic and epigenomic data management. Candidates with a background in the population genomics and gene-environment interactions who can integrate with metabolomics, transcriptomics, and exposure phenotypes are particularly encouraged to apply.

Candidates must have a doctoral degree in an appropriate field by the start of appointment, postdoctoral experience, and a strong record of research accomplishments. The ability to obtain external research funding and publish in highly-ranked, peer-reviewed journals is expected. The successful candidate would also be expected to contribute through research, teaching, and outreach, and to perform research in an area that develops and complements ongoing efforts in the Department of Environmental Health Sciences at the Yale School of Public Health.


Applicants are asked to submit PDF files that contain a cover letter, curriculum vitae, concise statements of research and teaching interests, and copies of up to five recent publications. In addition, applicants should arrange to have at least three letters of reference uploaded as a PDF document on letterhead with signature.

Applications will be considered starting January 15, 2015 and will continue until the position is filled.

Please apply online at:

<https://academicjobsonline.org/ajo/jobs/5077>

Yale University is an affirmative action/equal opportunity employer. Yale values diversity in its faculty, students, and staff and especially encourages applications from women, persons with disabilities, protected veterans, and underrepresented minority scholars.



Essential RNA Titles

from Cold Spring Harbor Laboratory Press



RNA: A Laboratory Manual

By Donald C. Rio, Manuel Ares, Jr., Gregory J. Hannon and Timothy W. Nilsen

2011, 586 pp., illus., appendices, index

Hardcover \$246

ISBN 978-0-879698-90-4

Paperback \$169

ISBN 978-0-879698-91-1



MOLECULAR CLONING Fourth Edition

By Michael R. Green and Joseph Sambrook

Contains important updates and twelve innovative, new chapters of methods based on a decade's worth of new research.


2012, 2,028 pp., illus., appendices, index
(three-volume set)

Paperback

ISBN 978-1-936113-42-2

Cloth

ISBN 978-1-936113-41-5



RNA: Life's Indispensable Molecule

By James E. Darnell

2011, 416 pp., illus., appendix, index

Hardcover \$40

ISBN 978-1-936113-19-4



RNA Worlds: From Life's Origins to Diversity in Gene Regulation

Edited by John F. Atkins, Raymond F. Gesteland, and Thomas R. Cech

2011, 366 pp., illus., index

Hardcover \$162

ISBN 978-0-879699-46-8

For more information and easy online ordering, visit WWW.CSHLPRESS.ORG

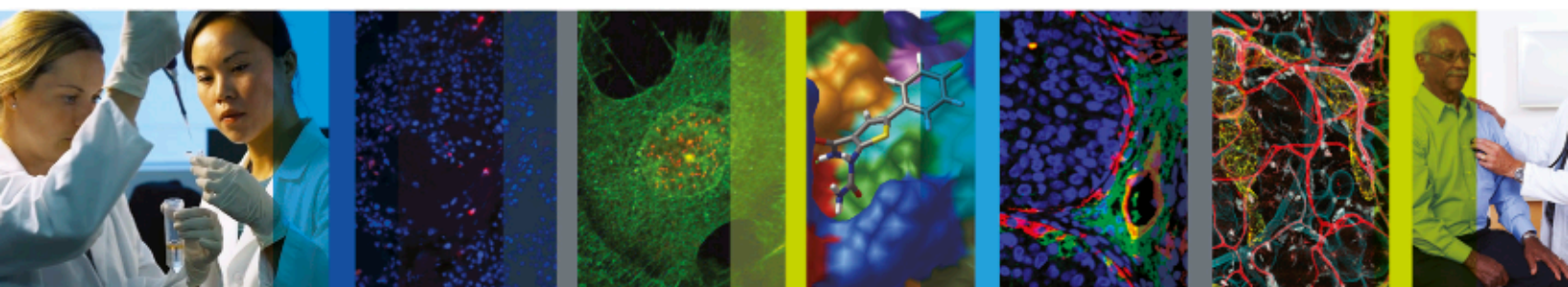


AACR

American Association
for Cancer Research

ANNUAL MEETING

2015 | PHILADELPHIA



Bringing
Cancer Discoveries
to Patients

APRIL 18-22, 2015
PENNSYLVANIA CONVENTION CENTER
PHILADELPHIA, PA

Join us in Philadelphia
for the most comprehensive
cancer research meeting in the world...
the AACR Annual Meeting 2015!

Connect with the international cancer research community to foster new collaborations, learn about cutting-edge advances, and obtain feedback on your research.

This must-attend meeting covers every aspect of cancer – from epidemiology, molecular biology, and clinical studies to prevention, survivorship, and patient advocacy.

Missed the regular abstract deadline?

Submit your late-breaking abstract by January 27, 2015!

Late-breaking abstracts detailing highly significant and timely findings will be considered for presentation at AACR's Annual Meeting 2015.

Register by February 9, 2015 and save!

Become a Member!

Join the AACR and receive a discount on registration.

**We look forward to welcoming you
to our hometown of Philadelphia, PA!**

WWW.AACR.ORG