

BLOW UP THE BARRIERS TO YOUR NEXT-GEN SEQUENCING



Next-gen sample QC is now hassle free.

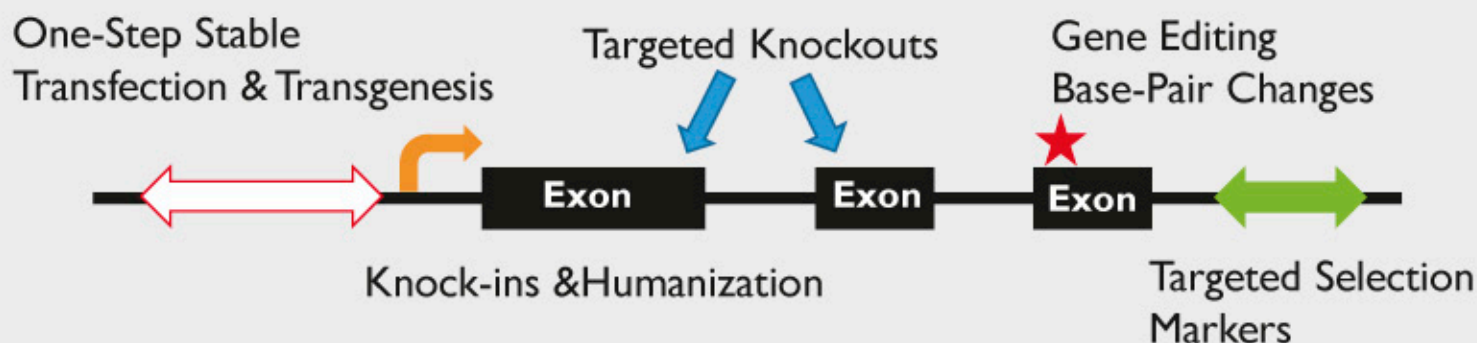
FULLY AUTOMATED **FRAGMENT ANALYZER™** DOES IT ALL.

- Assesses quality and quantity (size and concentration)
- Resolves fragments from 25 bp to 5,000 bp
- Sizes fragments up to 20,000 bp for PacBio sequencers
- Also analyzes gDNA and RNA

More at AATI-US.COM



Next-Generation Genome Engineering Technologies & Services



With So Many Opportunities What Are You Waiting For?

**Footprint-Free™
Gene Editing**

NextGEN™ CRISPR

XTN™ TALEN

**Stable Transfection Kits &
piggyBac™ Transposon**

Cell Line & Rodent Model Engineering Services

Your Next Discovery Awaits

1-844-GEN-EDIT
info@transposagenbio.com



www.transposagenbio.com

Break free from qPCR

Find gene targets faster



Validating gene targets with qPCR is often slow and costly due to lengthy primer design, experimental assay optimization, and sample processing time.

QuantiGene® Plex Assays validate gene targets faster:

- No RNA purification or reverse transcription is required
- Multiplex panels of up to 80 genes are functionally validated
- One QuantiGene Plex® plate provides as much information as 20 qPCR plates

Download **"The 7 best reasons to break free from qPCR"** at www.ebioscience.com/breakfree-genes

Biology for a better world.

NORTH AMERICA: 888.999.1371 ■ EUROPE: +43 1 796 40 40-305 ■ JAPAN: +81 (0)3 6430 4020 ■ INQUIRIES: info@ebioscience.com

©Affymetrix, Inc. All rights reserved. For Research Use Only. Not for use in diagnostic or therapeutic procedures.

eBioscience

GeneChip

USB



YOUR EXPERIMENTS OUR EXPERTISE

RNA SEQUENCING | METHYLATION ANALYSIS | CANDIDATE GENE/PANEL SEQUENCING | WHOLE EXOME SEQUENCING | MICRO RNA SEQUENCING

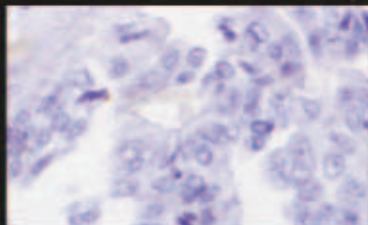
GENOMIC KNOW-HOW®. IT'S HOW YOUR EXPERIMENTS SUCCEED.

You need answers to complex biological questions. We have deep expertise across a wide range of genomic technologies to help you make the best choices to get it right the first time. Our experienced scientists leverage innovative bioinformatics to provide insightful genomic data. When it comes to your precious samples, EA | Quintiles is the right choice to deliver the genomic information you need to succeed. Tell us about your experiment at genomicknowhow.com.

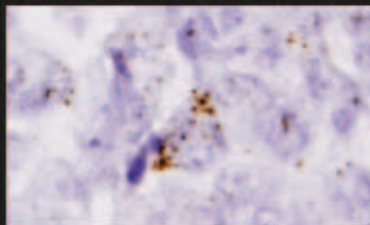


BIGFOOT OR BACKPACKER?

Don't let ambiguous images lead you to the wrong conclusions. Get definitive results with RNAscope[®] technology.



IHC fails to detect Napsin A[†] expression in lung adenocarcinoma



RNAscope ISH detects Napsin A RNA molecules in the same specimen

Take the RNAscope challenge:

Are IHC antibodies giving you ambiguous results? RNAscope is an RNA biomarker detection technology that delivers single molecule sensitivity with single cell resolution. Try RNAscope ISH and we'll credit your antibody expenses towards your purchase. We guarantee that RNAscope assay will work with your samples.*

Learn more at acdbio.com/RNAscopechallenge



Advanced Cell Diagnostics

*Share your poor antibody results and expenses with us. We will provide you a credit of up to \$500 USD towards your purchase of RNAscope products, and guarantee that RNAscope will work with any samples where RNA is present. Limit one promotional credit per antibody.

For Molecular Biology Applications (MBA), not intended for diagnosis. Refer to appropriate regulations. RNAscope[®] is a registered trademark of Advanced Cell Diagnostics, Inc. Doc# 321084/031314/revA



SCIENTIFIC CONFERENCES 2014-2015

AACR
American Association
for Cancer Research

Presenting the most significant research on cancer etiology, prevention, diagnosis, and treatment

**7th AACR Conference on The Science of Cancer
Health Disparities in Racial/Ethnic Minorities
and the Medically Underserved**

*Co-Chairpersons: Ethan Dmitrovsky, Rick A. Kittles,
Electra D. Paskett, and Victoria L. Seewaldt*
November 9-12, 2014 • San Antonio, TX

The 10th Anniversary Personalized Medicine Conference

Co-Chairpersons: Raju Kucheralapati and Scott Weiss
November 12-13, 2014 • Boston, MA

**EORTC-NCI-AACR International Symposium
on Molecular Targets and Cancer Therapeutics**

*Co-Chairpersons: Jean-Charles Soria,
Lee J. Helman, and Jeffrey A. Engelman*
November 18-21, 2014 • Barcelona, Spain

Tumor Immunology: A New Chapter

*Co-Chairpersons: Robert H. Vonderheide,
Nina Bhardwaj, Stanley Riddell,
and Cynthia L. Sears*
December 1-4, 2014 • Orlando, FL

San Antonio Breast Cancer Symposium

*Co-Directors: Carlos L. Arteaga,
Ismail Jatoi, and C. Kent Osborne*
December 9-13, 2014 • San Antonio, TX

Myc: From Biology to Therapy

*Co-Chairpersons: James E. Bradner,
Martin Eilers, Dean W. Felsher, and Carla Grandori*
January 7-10, 2015 • La Jolla, CA

Translation of the Cancer Genome

*Co-Chairpersons: William C. Hahn,
Lynda Chin, and William R. Sellers*
February 7-9, 2015
The Fairmont • San Francisco, CA

Computational and Systems Biology of Cancer

*Co-Chairpersons: Andrea Califano,
Brenda Andrews, and Peter Jackson*
February 8-11, 2015
The Fairmont • San Francisco, CA

**AACR-Society of Nuclear Medicine and Molecular Imaging
Joint Conference: Molecular Imaging
in Cancer Biology and Therapy**

*Co-Chairpersons: Carolyn J. Anderson,
Christopher H. Contag, and David Piwnicka-Worms*
February 11-14, 2015 • San Diego, CA

**Tumor Angiogenesis and Vascular Normalization:
Bench to Bedside to Biomarkers**

*Co-Chairpersons: Rakesh K. Jain, Peter Carmeliet,
Helen Chen, Harold F. Dvorak, and Napoleone Ferrara*
March 5-8, 2015 • Orlando, FL

AACR Annual Meeting 2015

*Program Committee Chairperson:
Lewis C. Cantley*
April 18-22, 2015 • Philadelphia, PA

Advances in Brain Cancer Research

*Co-Chairpersons: Eric C. Holland, Franziska Michor,
Martine F. Roussel, and Michael D. Taylor*
May 27-30, 2015 • Washington, DC

Metabolism and Cancer

*Co-Chairpersons: Ralph J. DeBerardinis,
David M. Sabatini, and Almut Schultze*
June 7-10, 2015 • Bellevue, WA

Cancer Biostatistics Workshop

Director: Steven Piantadosi
June 7-13, 2015 • Lake Tahoe, CA

AACR Precision Medicine Series:

Integrating Real-Time Genomics and Cancer Therapy

*Co-Chairpersons: Charles L. Sawyers,
Elaine R. Mardis, and Arul M. Chinnaiyan*
June 13-16, 2015 • Salt Lake City, UT

**EACR-AACR-SIC Special Conference Special Conference
on Anticancer Drug Action and Drug Resistance:
From Cancer Biology to the Clinic**

*Organizing Committee: Moshe Oren,
Riccardo Dolcetti, Richard M. Marais,
Daniel S. Peeper, Pasi Jänne, Alice T. Shaw,
Paola Chiarugi, and Silvia Giordano*
June 20-23, 2015 • Florence, Italy

Pediatric Oncology

*Co-Chairpersons: Scott Armstrong,
Charles G. Mullighan, Kevin M. Shannon,
and Kimberly Stegmaier*
November 9-12, 2015 • Fort Lauderdale, FL

Developmental Biology and Cancer

*Co-Chairpersons: Hans Clevers,
Stuart Orkin, Suzanne Baker*
November 30-December 3, 2015 • Boston, MA



Industrial Strength Bioinformatics for the Biologist

Meet the system we designed just for you

Watch a short video to learn more:
<http://bit.ly/Maverix-video>

The Maverix Analytic Platform was designed by biologists for life science researchers, allowing you to directly analyze, visualize, explore and manage your own NGS data in a easy-to-use system without the need for bioinformatics expertise or large-scale computing infrastructure.



Analyze with
Confidence using
the Maverix
Analytic Platform.



Get Started Fast
with the Maverix
Analytic Platform.




Put Your Data in
Context with the
Maverix Analytic
Platform.



Collaborate and
Share using the
Maverix Analytic
Platform.

Listening to a single cell?



cDNA SYNTHESIS FOR NEXT GEN SEQUENCING

Hear about the latest in single-cell RNA-seq

Introducing the SMARTer® Ultra™ Low Input RNA Kit for Sequencing - v3



Pushing the limits of sensitivity

The SMARTer Ultra Low Input RNA Kit for Sequencing - v3 was created in response to both our internal research and data from external laboratories that highlighted the need for a more sensitive, simpler single-cell and ultra-low input RNA kit for transcriptome analysis. This kit generates full-length cDNA directly from 1–1,000 intact cells and is compatible with both Illumina® and Ion Torrent sequencing platforms. The cDNA libraries generated with this kit identify a greater number of genes, and have higher expression of GC-rich genes and higher exon mapping.

See more data at
www.clontech.com/SMARTer-v3
or call 1.800.662.2566



Scan to find out more



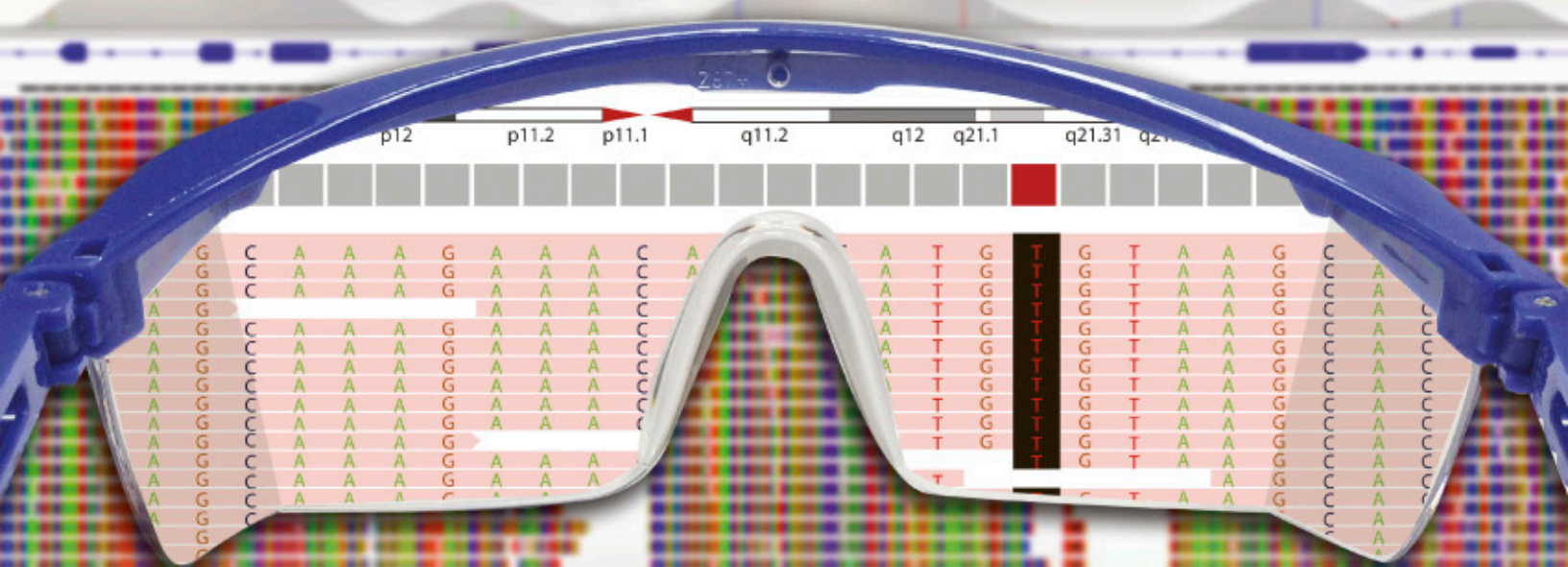
Takara

Clontech

Clontech Laboratories, Inc. • A Takara Bio Company
United States/Canada: +1.800.662.2566 • Asia Pacific: +1.650.919.7300 • Europe: +33.(0)1.3904.6880 • Japan: +81.(0)77.543.7247
For Research Use Only. Not for use in diagnostic or therapeutic procedures. Not for resale. Illumina is a trademark of Illumina, Inc.
Clontech®, the Clontech logo, SMARTer, Ultra, and that's GOOD science! are trademarks of Clontech Laboratories, Inc. Takara and the Takara logo are trademarks of TAKARA HOLDINGS, Kyoto, Japan. All other marks are the property of their respective owners. Certain trademarks may not be registered in all jurisdictions. © 2014 Clontech Laboratories, Inc.

www.clontech.com 07.14 US 633648

FOCUS ON GENOMICS



NEXT GENERATION SEQUENCING & BIOINFORMATICS SOLUTIONS

Comprehensive Service Suite

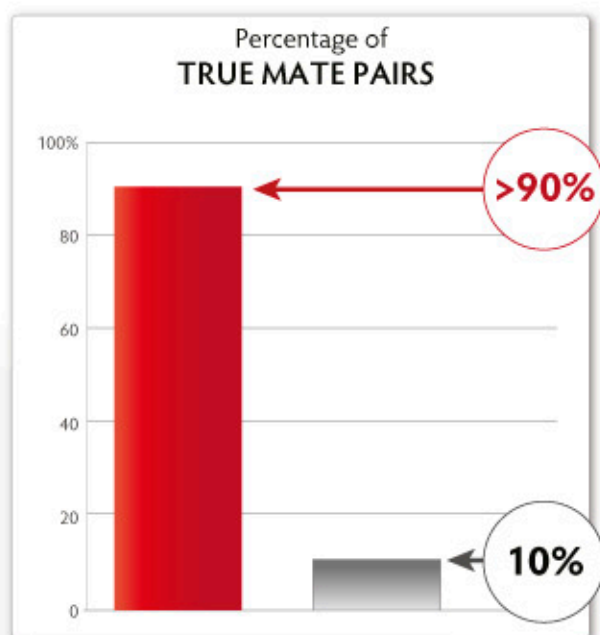
- Whole Genome Sequencing
- Exome Sequencing
- RNA-seq
- ChIP-seq
- Library Preparation

Specialized Solutions

- TargetGxOne™ Custom Gene Panels
- OncoGxOne™ Discovery Cancer Panels
- Adventitious Agent Contamination Testing
- 16S MetaVx™ Sequencing
- Express NGS™

NxSeq® 2-8 kb Mate Pair Kit

CLOSE YOUR GENOME with True Mate Pair Libraries



Revolutionary
NxSeq 2-8 kb
Mate Pair

Conventional
Methods

- Larger N50
- Longer Scaffolds
- User-defined inserts up to 8 kb

Learn more >

lucigen.com/matepair



For Research Use Only

Lucigen®
Simplifying Genomics
lucigen.com

Sequencing power for every scale.



The HiSeq X Ten contains 10 sequencing systems.

NEW
HiSeq X™ Ten

Population power.

\$1000 human genome and extreme throughput for population-scale sequencing.



HiSeq® 2500

Production power.

Power and efficiency for large-scale genomics.



NEW
NextSeq™ 500

Flexible power.

Desktop speed and simplicity for whole-genome, exome, transcriptome sequencing, and more.



MiSeq®

Focused power.

Desktop speed and simplicity for targeted and small-genome sequencing.



MiSeqDx™

Focused Dx power.

The first and only FDA-cleared *in vitro* diagnostic next-generation sequencing system.

Find the right sequencer to fit your every need. www.illumina.com/power

illumina



Looking for Genomic Research Partner

Next-Generation Sequencing (NGS)

- Whole genome Sequencing (HiSeqXten)
- Exome sequencing
- Targeted Sequencing
- Cancer Panel Sequencing
- Transcriptome Analysis, small RNA
- Epigenomics

Bio Informatics

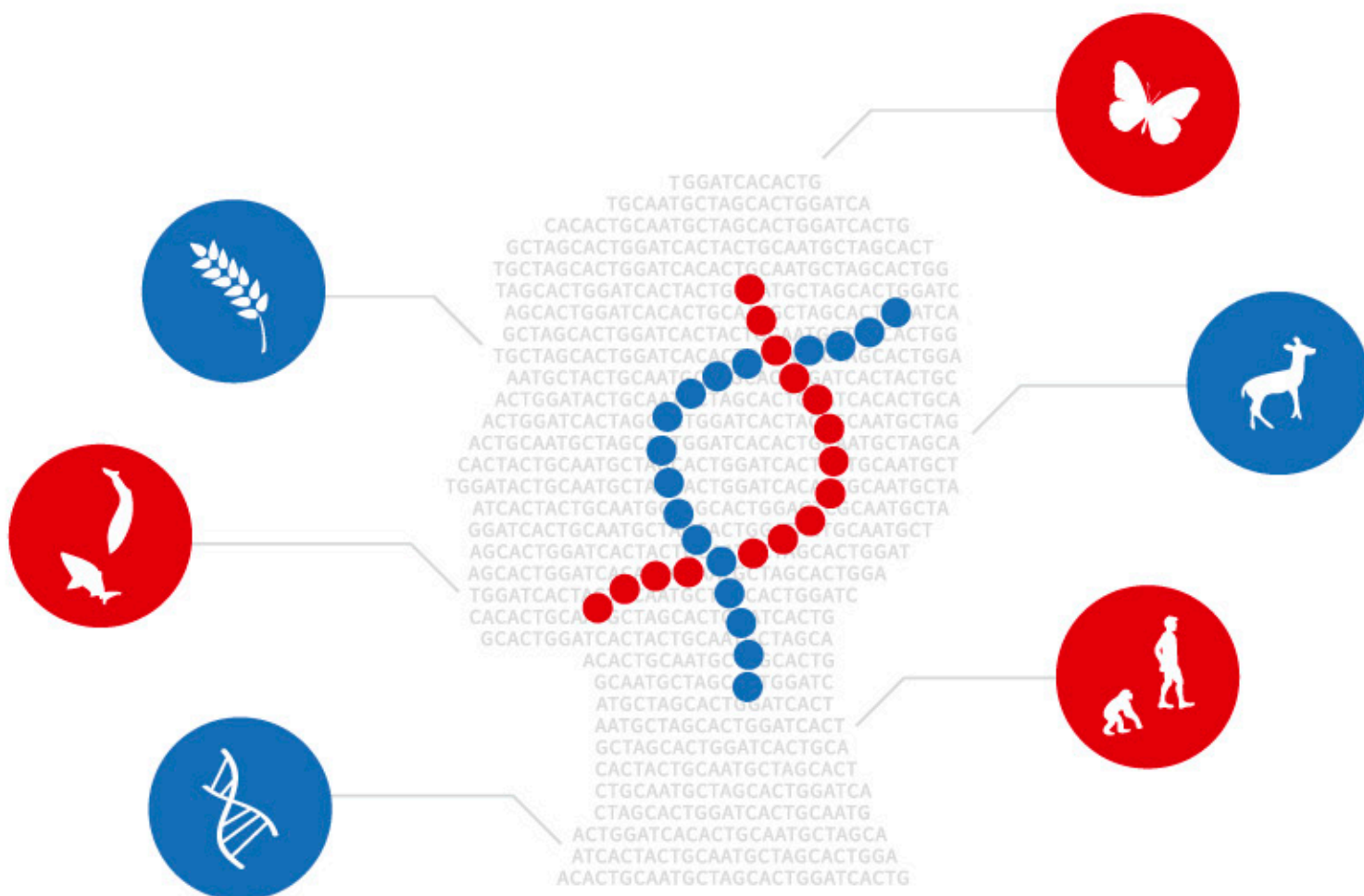
- Assembly/Mapping
- Variant (SNP/InDel) calling
- CNV & Breakpoints
- Expression Profiles
- DEGs/miRNA
- Enrichment Profiles
- Gene Annotation

Capillary Sequencing

Microarray

Oligonucleotide Synthesis

Genetically Engineered Mouse

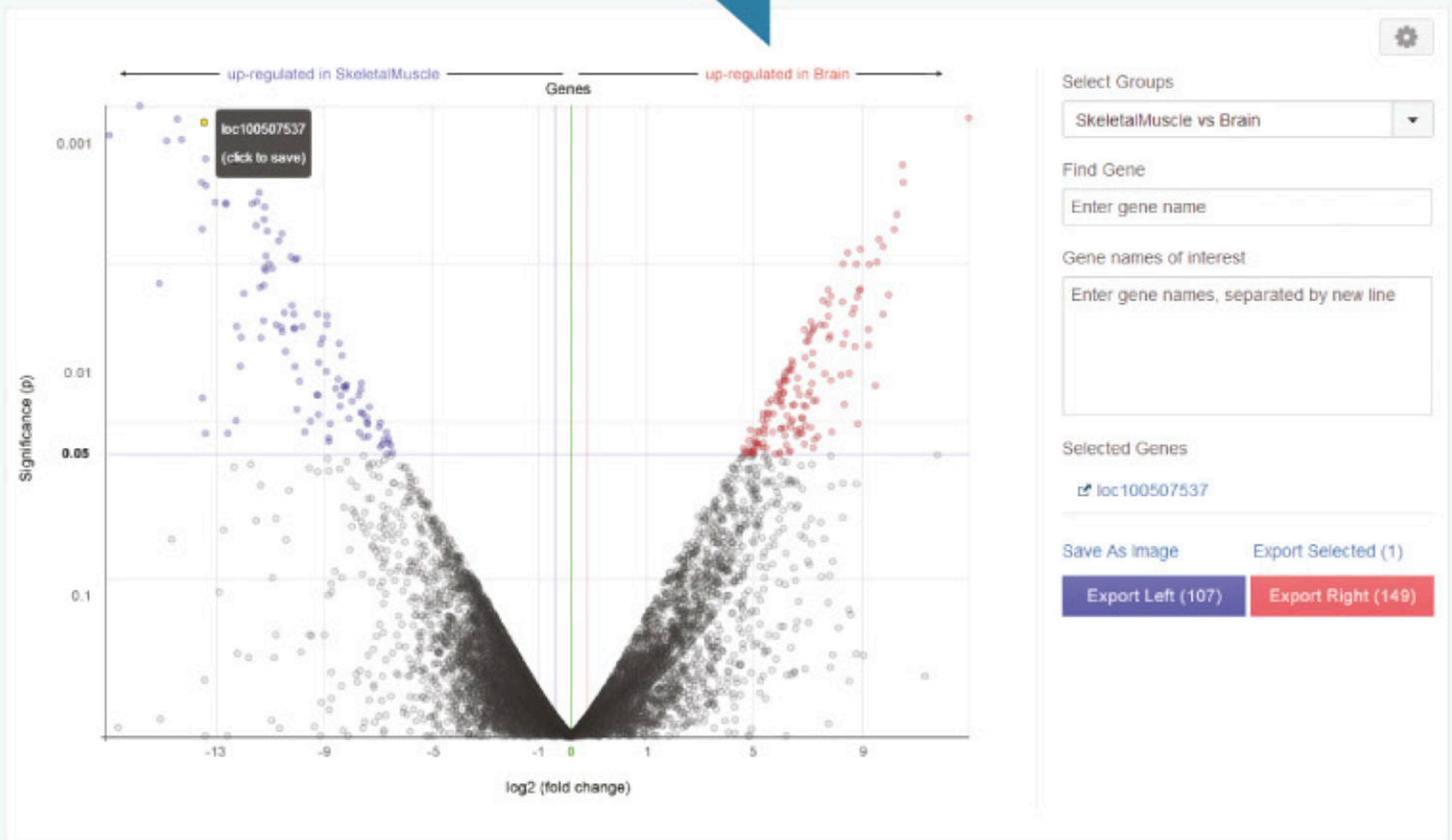


We decode the secrets of life.

X-Genome

- Xpedite Your Whole Genome Sequencing
- Xplore your whole genome sequencing
- Xecute WGS at the highest level

INTERACTIVE WEB-BASED ANALYSIS TOOLS FOR RNA-SEQ



We used the Seven Bridges Platform to analyze RNA-Seq data from 16 different human tissues. Interactive visualizations enabled us to quickly identify 107 significantly up-regulated and 149 significantly down-regulated genes in the skeletal muscle sample as compared to brain. Clicking on a datapoint of interest linked us directly to the transcript's entry in the NCBI database to quickly discover what is known about its expression pattern and function.

Web-based analysis

- Real-time integration with public databases; most up-to-date annotations
- Share analysis with collaborators, without duplicating files

Integrated analysis environment

- Preserves link from the final figure to the raw data, including all computational methods used

Advanced user interface

- Multiple views of the same data enable efficient transcript filtering and hypothesis generation
- Export views for presentations
- Search for genes using multiple identifiers

Sequencing for all.™

I'm a
SampleSorcerer

Well, that's what everyone thinks. Thanks to Ion Torrent™ next-generation sequencing solutions, I can do plenty of amazing things. Like get human gene expression research data for more than 20,000 genes simultaneously using just 10 ng of FFPE RNA, and use straightforward analysis tools to go from sample to gene quantitation in under 2 days. Maybe there's a little magic to it after all.

Find out more at
lifetechnologies.com/ampliseqtranscriptome



life
technologies

A Thermo Fisher Scientific Brand

For Research Use Only. Not for use in diagnostic procedures. © 2014 Thermo Fisher Scientific Inc. All rights reserved.
All trademarks are the property of Thermo Fisher Scientific and its subsidiaries unless otherwise specified. C0011125 0814