

Listening to a single cell?

that's
GOOD
science!



Find out at www.clontech.com/rnaseq-single
or call 1.800.662.2566



Clontech Laboratories, Inc.
A Takara Bio Company

United States/Canada: +1.800.662.2566 • Asia Pacific: +1.850.919.7300 • Europe: +33.(0)1.3904.6800 • Japan: +81.(0)77.543.724
Illumina and HiSeq are registered trademarks or trademarks of Illumina, Inc. Clontech, the Clontech logo, and SMARTer
are trademarks of Clontech Laboratories, Inc. ©2013 Clontech Laboratories, Inc.

1.13 US (633522) www.clontech.com



What — You *Don't* Dip and Read™?!

Do less and get more from your kinetic assays

- Screen up to 1000 kinetic interactions in 6 hours
- Analyze crude samples microfluidics-free in 96- and 384-well plates
- Get k_a , k_d , K_D data in minutes, not hours or days
- Acquire real-time, SPR-quality kinetic data without the cost
- Monitor protein, small molecule, DNA, membrane protein and virus-like particle interactions

***Octet Systems with Dip and Read assays.
Easy, worry-free kinetics.***



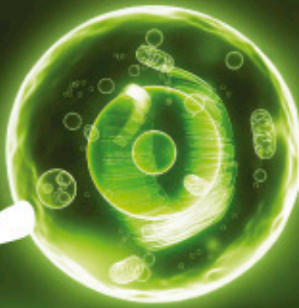
fortéBIO®
A Division of **Pall Life Sciences**

PALL Life Sciences

www.fortebio.com 1.888.OCTET-75

Fast. Accurate. EASY.

I MAY BE SMALL, BUT I HOPE TO PLAY A
BIG ROLE IN HELPING RESEARCHERS
DEVELOP



TARGETED THERAPIES TO FIGHT DISEASE.

I WANT TO BE PART OF SOMETHING
THAT ADVANCES HUMAN HEALTH.

THAT'S WHY I'M BEGINNING MY JOURNEY WITH
EXPRESSION ANALYSIS.

EVERY SPECIMEN HAS A STORY. LET YOURS BE HEARD AT GENOMICKNOWHOW.COM



A Quintiles Company

Copyright © 2013 Quintiles

Build. Measure. Learn.

De Novo Assembly

RNA-Seq

SNP

We are a client-focused CRO that leverages our expertise in experimental design, multiple sequencing platforms and in-house bioinformaticians to provide candidates, not just data.



Find out how you can put Cofactor D&A to work for you:

cofactorgenomics.com 1.888.8COFACTOR

TwistDx

A Revolution in DNA *and* RNA Detection

RECOMBINASE POLYMERASE AMPLIFICATION (RPA)

A breakthrough alternative to PCR

THE RPA PROCESS

RPA replaces PCR with a rapid isothermal enzymatic process. RPA uses a recombinase to pair oligonucleotide primers to a DNA template and a polymerase to synthesize daughter strands, resulting in exponential product accumulation. RPA products can be detected in real-time using fluorescent probes or by end-point methods such as lateral flow strips or gel electrophoresis in 10 to 15 minutes.

Want more info? **CLICK HERE**
www.twistdx.co.uk

TwistAmp™

- 1) Basic
- 2) exo
- 3) fpg
- 4) nfo
- 5) exo RT

TwistFlow™

- 1) Salmonella
- 2) Red Snapper

TwistGlow™

- 1) Salmonella



Speed



Sensitivity



Simplicity



Real-time



Robust



Portable

Sequence Deeper into the Transcriptome

Discover what's been missed in other disease studies.



Epicentre's new Ribo-Zero™ Gold Kit (Epidemiology) gives you one-step removal of both mammalian and microbial ribosomal RNA from intact and degraded microbe-infected mammalian RNA samples.


Enrich your disease and metatranscriptome samples for target genes and discover more human and microbial genes that were previously masked by high ribosomal RNA (rRNA) reads.

For more information contact RNASeq@epicentre.com

www.epibio.com/ribozero-epidemiology



NEXT-GENERATION DNA SEQUENCING INFORMATICS



Edited by Stuart M. Brown, *New York University School of Medicine*

Next-generation DNA sequencing (NGS) technology has revolutionized biomedical research, making complete genome sequencing an affordable and frequently used tool for a wide variety of research applications. Bioinformatics methods to support DNA sequencing have become a critical bottleneck for many researchers and organizations wishing to make use of NGS technology. This book provides a thorough introduction to the necessary informatics methods and tools for operating NGS instruments and analyzing NGS data. The book also provides extensive reference to best-practice bioinformatic methods for the most commonly used NGS technologies and applications. The book also includes reference to, and guidance on, the setup and use of essential software for NGS data analysis. This is the first book of its kind to address the informatics needs of scientists who wish to take advantage of the explosion of research opportunities offered by new DNA sequencing technologies.

Due December 2012, 241 pp., illus. (48 4C and 15 B&W), index
Hardcover \$59

ISBN 978-1-936113-87-3

CONTENTS

Preface

Acknowledgments

About the Authors

1. Introduction to DNA Sequencing

Stuart M. Brown

2. History of Sequencing Informatics

Stuart M. Brown

3. Visualization of Next-Generation Sequencing Data

*Phillip Ross Smith, Kranti Konganti, and
Stuart M. Brown*

4. DNA Sequence Alignment

Efstathios Efstathiadis

5. Genome Assembly Using Generalized de Bruijn
Digraphs

D. Frank Hsu

6. De Novo Assembly of Bacterial Genomes from
Short Sequence Reads

Silvia Argimón and Stuart M. Brown

7. Genome Annotation

Steven Shen

8. Using NGS to Detect Sequence Variants

Jinhua Wang, Zuojian Tang, and Stuart M. Brown

9. ChIP-seq

*Zuojian Tang, Christina Schweikert,
D. Frank Hsu, and Stuart M. Brown*

10. RNA Sequencing with NGS

Stuart M. Brown, Jeremy Goecks, and James Taylor

11. Metagenomics

Alexander Alekseyenko and Stuart M. Brown

12. High-Performance Computing in DNA
Sequencing Informatics

Efstathios Efstathiadis and Eric R. Peskin

Glossary

Index



www.cshlpress.org

multiply your research power with instant collaboration

Meet the new DNAnexus

An instant cloud-based DNA data management and analysis platform



Leverage an ever-expanding configurable cloud-based platform!

- Accelerated results
- Unlimited compute and storage
- Easy and powerful collaboration
- Instant security and compliance

Request a test drive today!

Learn more at DNAnexus.com/results

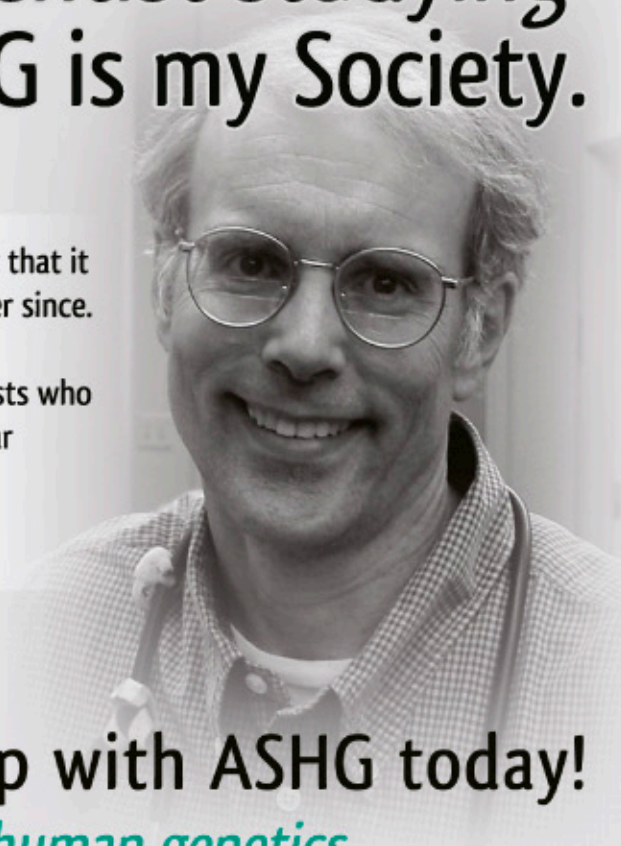
DNAnexus
Powering the Genomics Revolution™

I am a physician and scientist studying complex traits and ASHG is my Society.

"I joined the ASHG during my medical genetics fellowship and have felt that it is central to my identity as a scientist working on genetic disorders ever since.

ASHG membership cements you in a community of like-minded scientists who share your interests and challenges and many of whom, through regular interactions, become lifelong friends."

- Jeff Murray, MD
ASHG President, 2013



Join or renew your membership with ASHG today!

Stand with your colleagues in human genetics.



\$190 Regular Members
\$25-\$70 Trainee Members

Key benefits include:

- Significantly reduced Annual Meeting registration rates
- Subscription to the *American Journal of Human Genetics*
- No publication fees for accepted submissions to *AJHG*
- Access to educational materials
- Trainee support and activities at the Annual Meeting
- Access to recorded sessions online from the Annual Meeting
- The field's interests represented by ASHG through advocacy, including representation in the Federation of American Societies for Experimental Biology

ashg.org/join



Assistant Editor Position Available

Cold Spring Harbor Laboratory Press is searching for a scientist interested in the communication of science to fill the position of Assistant Editor at *Genome Research*, a journal that publishes advances in genome biology and genomic medicine. *Genome Research* is among the ten most highly cited research journals in biochemistry and molecular biology.

The applicant must have a Ph.D. in the biological sciences, preferably with experience in genetics and genomic science. The successful candidate will assist the journal's Executive Editor in manuscript selection, negotiation with authors, commissioning reviews, writing and coordinating press releases, managing social media, representing the journal at conferences, and identifying emerging trends in science and in online publishing. Strong communication, problem solving and organizational skills, creativity, ability to meet deadlines, and the capacity to handle multiple projects at once are significant requirements. Broad interests in science and experience in the communication of science would be helpful. We seek a team player with energy, enthusiasm, and excellent interpersonal skills.

CSHL Press is affiliated with Cold Spring Harbor Laboratory, located on the North Shore of Long Island, 35 miles from New York City. We offer a competitive salary and benefits package.

Please submit a curriculum vitae and a cover letter explaining your interest in the position to:

**Human Resources Department
Cold Spring Harbor Laboratory
1 Bungtown Road, Cold Spring Harbor, NY 11724
jobline@cshl.org
Fax (516) 367-6850**

REGISTER EARLY AND SAVE!

ABRF2013

TOOLS FOR THE ADVANCEMENT OF CONVERGENCE SCIENCE

MARCH 2-5, 2013 • PALM SPRINGS, CALIFORNIA

ABRF 2013 will explore and embrace a new trend that combines expertise from a number of disciplines focused on solving problems in biomedical research. At the meeting, Core Facility Directors, Staff Scientists, Researchers, Administrators and Industry Partners will convene to present their latest research technologies and products that form the base of Convergence Science.

World Class Plenary Speakers Include:

- **Larry Nagahara**
National Cancer Institute/
National Institutes of Health
- **Benjamin Cravatt**
The Scripps Research Institute
- **Jay Shendure**
University of Washington

The Association of Biomolecular Resource Facilities

is an international society dedicated to advancing core and research biotechnology laboratories through research, communication, and education.

Research • Technology
Communication • Education

4 CONCURRENT TRACKS

allow presenters and attendees to explore and discuss, in depth, critical scientific, technical and administrative issues faced in the areas of:

- Core Facility Administration
- Light Microscopy
 - Genomics
 - Proteomics

For more information:
ABRF2013.abrf.org

MENTION KEYCODE S54 WHEN REGISTERING.

NINTH ANNUAL

microRNA

Targets & Tools for Therapeutic Development

Boston Marriott Cambridge
Cambridge, MA

March 4-5
2013

20+ SCIENTIFIC PRESENTATIONS COVERING

- **Therapeutic Potential in Inflammation, Cancer and Pain**
- **New Technological Strategies**
- **microRNAs as Biomarkers and in Diagnostics**
- **Tissue-Based Analysis**
- **Circulating miRNAs**

AGENDA HIGHLIGHTS

microRNAs in Diagnostics and Targeting Rheumatic Disease

Steffen Gay, M.D., Professor, Experimental Rheumatology, University of Zurich

Causes and Consequences of microRNA Dysregulation in Cancer

Carlo M. Croce, M.D., Professor and Chair, Department of Molecular Virology, Immunology and Medical Genetics; Director, Institute of Genetics, Ohio State University

Pre-Clinical Development of a Tumor Suppressor miRNA

David Brown, Ph.D., Director, Research, Mirna Therapeutics

microRNAs: Novel Target Class for Small Molecule Drug Discovery?

Pramod Pandey, Ph.D., Senior Research Investigator, Center for Proteomic Chemistry, Integrated Lead Discovery, Novartis Institute for Biomedical Research, Inc.

Circulating miRNAs as Biomarkers: How Far Have We Made It?

Igor Mikaelian, M.D., D.V.M., MSc, DACVP, Research Leader, Hoffman-La Roche, Inc.

Extracting Contextual microRNA Information for Cancer Diagnostics

Lorenzo F. Sempere, Ph.D., Research Assistant Professor, Department of Medicine, Geisel School of Medicine at Dartmouth

CORPORATE SPONSORS



INGENUITY
SYSTEMS



GENOME SCIENCE

A PRACTICAL AND CONCEPTUAL INTRODUCTION TO MOLECULAR GENETIC ANALYSIS IN EUKARYOTES

By David Micklos, *Cold Spring Harbor Laboratory*, Bruce Nash, *Cold Spring Harbor Laboratory*, and Uwe Hilgert, *University of Arizona*

Genome Science is a textbook and laboratory manual for advanced secondary and post-secondary education. It combines approachable narrative with extensively tested lab exercises that illustrate key concepts of genome biology in humans, invertebrates, and plants. Eighteen labs, organized into four chapters, engage students with both bioinformatics exercises and in vitro experiments. Each chapter also includes an extensive introduction that provides an historical and conceptual framework. This modular structure offers many options for enhancing existing courses, starting new courses, or supporting student research projects. The book is complete with advice for instructors, laboratory planning guidelines, recipes for solutions, and answers to student questions.



2012, 704 pp., illus (3 4C, 606 B&W), index
Hardcover \$55

ISBN 978-0-879698-59-1

CONTENTS

1. Genome as Information

Introduction

Lab 1.1 Annotating Genomic DNA

Lab 1.2 Detecting a Lost Chromosome

Lab 1.3 Comparing Diversity in Eukaryotes

Lab 1.4 Determining the Transposon Content in Grasses

Lab 1.5 Identifying *GAI* Gene Family Members in Plants

Lab 1.6 Discovering Evidence for Pseudogene Function

Laboratory Planning and Preparation

Answers to Questions

2. The Human Genome

Introduction

Lab 2.1 Using Mitochondrial DNA Polymorphisms in Evolutionary Biology

Lab 2.2 Using an *Alu* Insertion Polymorphism to Study Human Populations

Lab 2.3 Using a Single-Nucleotide Polymorphism to Predict Bitter-Taste Ability

Laboratory Planning and Preparation

Recipes for Reagents and Stock Solutions

Answers to Questions

3. Plant Genomes

Introduction

Lab 3.1 Detecting a Transposon in Corn

Lab 3.2 Detecting a Transposon in *Arabidopsis*

Lab 3.3 Linkage Mapping a Mutation

Lab 3.4 Detecting Genetically Modified Foods by Polymerase Chain Reaction

Lab 3.5 Using DNA Barcodes to Identify and Classify Living Things

Lab 3.6 Detecting Epigenetic DNA Methylation in *Arabidopsis*

Laboratory Planning and Preparation

Recipes for Reagents and Stock Solutions

Answers to Questions

4. Genome Function

Introduction

Lab 4.1 Culturing and Observing *C. elegans*

Lab 4.2 Using *E. coli* Feeding Strains to Induce RNAi and Knock Down Genes

Lab 4.3 Examining the RNAi Mechanism

Lab 4.4 Constructing an RNAi Feeding Vector

Laboratory Planning and Preparation

Recipes for Reagents and Stock Solutions

Answers to Questions

Cautions Appendix

Equipment Appendix

Subject Index



www.cshlpress.org