

Oligo Modifications?

Your wish is our command.

SmartBase™
modifications for duplex stability
+ nuclease resistance of probes &
siRNA

SmartSeed™
siRNA modifications for
enhanced seeding

See details at:
www.genelink.com



SKILLED AND ACCOMPLISHED CAPABILITIES

All Modifications and Oligo Types Synthesized

- Long oligos up to 250 mer
- Fluorescent Molecular Probes
- Ultra-Modified, DNA, RNA, Chimeric, Fluorescent, and Antisense Oligos
- Specializing in the design and synthesis of challenging combinations of modifications

Providing oligos for demanding applications and consistent results for more than a decade

Gene Link. Results you can rely on.

An actual gel photo of each oligo is affixed on the oligo report.

An absolute testimony of quality.



Oligo Synthesis



toll free: **1-800-GENE LINK**

www.genelink.com



Gene Link™

190 Saw Mill River Road
Hawthorne, NY 10532
tel: 914-769-1192
email: support@genelink.com



I AM A CELL, THE BASIC UNIT OF LIFE.
CLINICAL RESEARCHERS WANT TO

EXPLORE

MY COMPLEX PROCESSES. I CAN
HELP THEM FIGHT DISEASE AND
DEVELOP MORE EFFECTIVE THERAPIES.

THAT'S WHY I'M BEGINNING MY JOURNEY WITH
EXPRESSION ANALYSIS.

EVERY SPECIMEN HAS A STORY. LET YOURS BE HEARD AT GENOMICKNOWHOW.COM



Copyright © 2013 Quintiles

EVERYONE DESERVES A CHANCE TO BREAK THROUGH

ion torrent
Sequencing for all.™

Ion Torrent™ next-generation sequencing platforms combine simple chemistry and proven semiconductor technology to provide accurate data at a low cost. Now, more labs can use sequencing in more ways than ever before.



TARGETED
SEQUENCING



EXOME
SEQUENCING



TRANSCRIPTOME
SEQUENCING



GENOME
SEQUENCING



Start sequencing now at lifetechnologies.com/iontorrent

For Research Use Only. Not for use in diagnostic procedures.
©2013 Life Technologies Corporation. All rights reserved. The trademarks mentioned herein are the property
of Life Technologies Corporation and/or its affiliate(s) or their respective owners. C006937 0913

life
technologies™

Build. Measure. Learn.

De Novo Assembly

RNA-Seq

SNP

We are a client-focused CRO that leverages our expertise in experimental design, multiple sequencing platforms and in-house bioinformaticians to provide candidates, not just data.



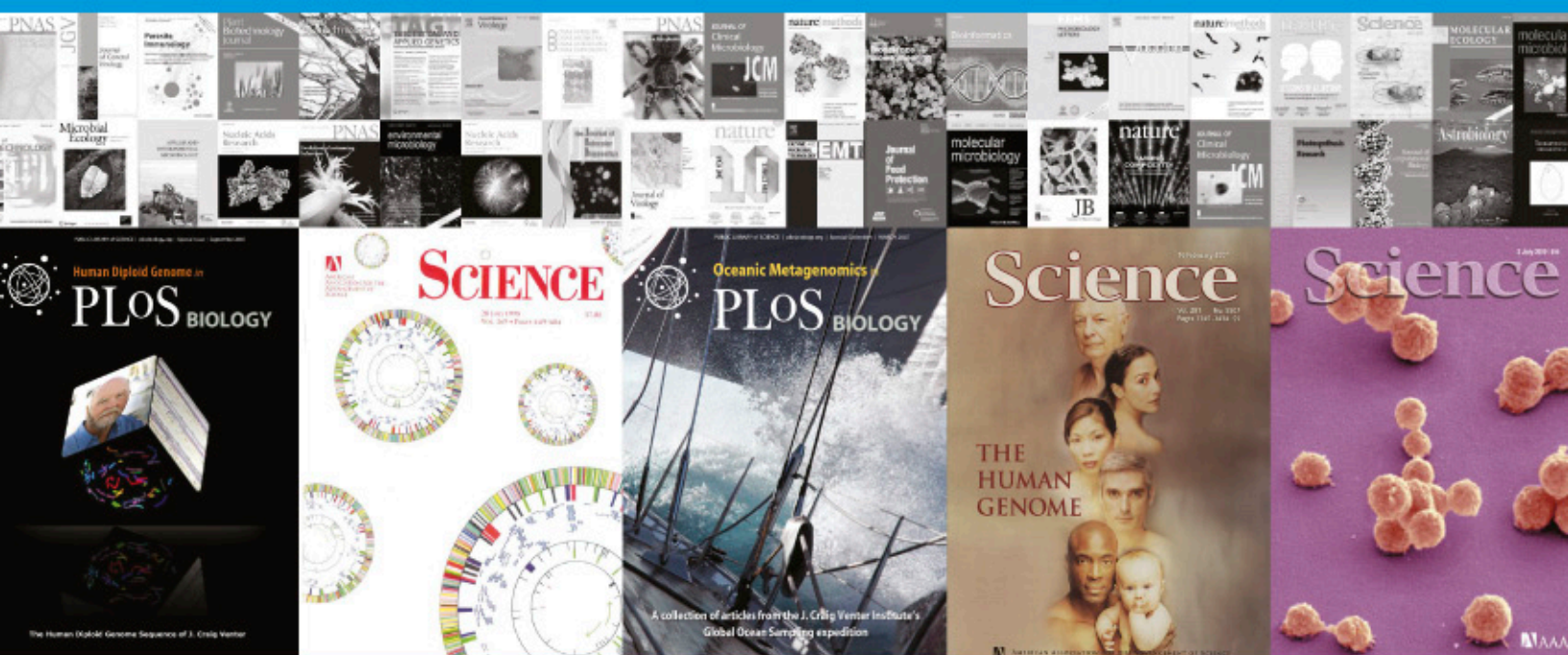
Find out how you can put Cofactor D&A to work for you:

cofactorgenomics.com 1.888.8COFACTOR



J. Craig Venter Institute — Open Faculty Positions in La Jolla, CA and Rockville, MD

Building on two decades of genomic excellence.



JCVI success is built on the philosophy of conducting science in new interdisciplinary ways, using innovative tools, and with the best scientists. We are seeking qualified applicants for positions at all levels at our La Jolla, CA and Rockville, MD facilities, particularly in the following research focus areas:

- Human and Stem Cell Genomics**
 The ability to decipher human genomes completely and accurately is transforming our understanding of normal somatic variation, cancer mutation, and genome stability during cellular reprogramming. This is opening new avenues to understand the effect of genome variation in health and disease.
- Synthetic Genomics**
 JCVI has pioneered the development of genome-scale DNA synthesis and genome-scale engineering. These approaches are being applied to improving our understanding of basic cellular functions, to address genetically intractable organisms, and to develop new vaccine and therapeutic strategies.
- Host-Microbe Interactions**
 The results of interrogating the human microbiome highlights how little we understand about the ways that microbes living in and on us contribute to our health and well-being. The next phase of these investigations will focus heavily on the interactions with the host.

Successful candidates are expected to conduct innovative, independent research, collaborate with our interdisciplinary, highly collegial group of scientists within JCVI, and complement existing strengths within the Institute. Candidates must have a Ph.D. or M.D., a minimum of three years of Post-Doctoral research training, and be able to demonstrate the ability to establish and maintain a vigorous independent, externally funded research program. The level of appointment will be commensurate with experience. JCVI offers an excellent working environment and a competitive benefits package. Interested applicants should apply directly in our career center by submitting their CV and a cover letter which includes a description of research interests and contact information for three references. JCVI's Career Center is located on our web site at www.jcvi.org. Equal Opportunity Employer M/F/D/V

J. Craig Venter®
INSTITUTE

www.jcvi.org



the gift of innovation

our latest products

T16 isothermal device

- Real-time, 3 channel fluorescence detection per tube
- Supporting 2 strips of 8 standard 0.2ml PCR tubes
- Testing temperature range of 37°C to 65°C
- Allows magnetic mixing
- Configurable for standalone or PCR connected mode
- Low cost, sensitive device
- Small footprint, suitable for bench top and the field
- Easy to use advanced desktop software for research applications

Twirla™ mixing incubator

- Incubates 6 RPA reactions at optimal temperature
- Allows magnetic mixing
- Prepares RPA reactions for end point measurements
- Compact device, battery or mains-powered by micro USB
- Supplied with travel case, USB power supply and 4x NiMH cells

TwistFlow® Red Snapper

- RPA kit- Lateral Flow detection, using proprietary TwistAmp® technology
- Generates a positive signal when Red Snapper material detected
- One-step biochemical procedure, disposable detection device provided
- Complete procedure from swabbing to read-out takes under 20 minutes



Recombinase Polymerase Amplification

Cutting-edge alternative to PCR using a rapid isothermal enzymatic process. RPA benefits from single molecule detection in 10-15 minutes, has little or no hardware requirements and simple to use, stable, lyophilised reagents.

TwistDx

www.twistdx.co.uk



Invited Proposals Accepted until
December 6, 2013

Abstract Submission Deadline:
June 4, 2014




THE
AMERICAN
SOCIETY
OF HUMAN
GENETICS

Don't forget to mark your calendars for October 18-22!
www.ashg.org/2014meeting



MOLECULAR CLONING 4



By Michael R. Green, *Howard Hughes Medical Institute, University of Massachusetts Medical School* and Joseph Sambrook, *Peter MacCallum Cancer Institute, Melbourne, Australia*

Molecular Cloning: A Laboratory Manual has always been the one indispensable molecular biology laboratory manual for protocols and techniques. The fourth edition of this classic manual preserves the detail and clarity of previous editions as well as the theoretical and historical underpinnings of the techniques presented. Ten original core chapters reflect developments and innovation in standard techniques and introduce new cutting-edge protocols. Twelve entirely new chapters are devoted to the most exciting current research strategies, including epigenetic analysis, RNA interference, genome sequencing, and bioinformatics. This manual is essential for both the inexperienced and the advanced user.

2012, 2,028 pp., illus., appendices, index

Cloth (three-volume set)

\$395

ISBN 978-1-936113-41-5

Paperback (three-volume set)

\$365

ISBN 978-1-936113-42-2



WWW.CSHLPRESS.ORG

Contents

VOLUME 1

Part 1 Essentials

1. Isolation and Quantification of DNA
2. Analysis of DNA
3. Cloning and Transformation with Plasmid Vectors
4. Gateway Recombinational Cloning
5. Working with Bacterial Artificial Chromosomes and Other High-Capacity Vectors
6. Extraction, Purification, and Analysis of RNA from Eukaryotic Cells
7. Polymerase Chain Reaction
8. Bioinformatics

VOLUME 2

Part 2 Analysis and Manipulation of DNA and RNA

9. Quantification of DNA and RNA by Real-Time Polymerase Chain Reaction
10. Nucleic Acid Platform Technologies
11. DNA Sequencing
12. Analysis of DNA Methylation in Mammalian Cells
13. Preparation of Labeled DNA, RNA, and Oligonucleotide Probes
14. Methods for In Vitro Mutagenesis

Part 3 Introducing Genes into Cells

15. Introducing Genes into Cultured Mammalian Cells
16. Introducing Genes into Mammalian Cells: Viral Vectors

VOLUME 3

Part 4 Gene Expression

17. Analysis of Gene Regulation Using Reporter Systems
18. RNA Interference and Small RNA Analysis
19. Expressing Cloned Genes for Protein Production, Purification, and Analysis

Part 5 Interaction Analysis

20. Cross-Linking Technologies for Analysis of Chromatin Structure and Function
21. Mapping of In Vivo RNA-Binding Sites by UV-Cross-Linking Immunoprecipitation (CLIP)
22. Gateway-Compatible Yeast One-Hybrid and Two-Hybrid Assays

Appendices

1. Reagents and Buffers
2. Commonly Used Techniques
3. Detection Systems
4. General Safety and Hazardous Material

Index



New Manuals from Cold Spring Harbor Laboratory Press!




Molecular Cloning: A Laboratory Manual, Fourth Edition

Molecular Cloning has served as the foundation of technical expertise in labs worldwide for thirty years. No other manual has been so popular, or so influential. Building on thirty years of trust, reliability, and authority, the fourth edition of *Molecular Cloning* is the new gold standard—the one indispensable molecular biology laboratory manual and reference source.

2012, 2028 pp., illus., appendices, index

Hardcover (3-volume set) \$395 Paperback (3-volume set) \$365




Antibodies: A Laboratory Manual, Second Edition

The classic lab manual *Antibodies*, by Harlow and Lane, has been revised, extended, and updated by Edward Greenfield of the Dana-Farber Cancer Center, with contributions from other leaders in the field. It is an essential resource for molecular biology, immunology, and cell culture labs, providing clear and authoritative protocols with background information and troubleshooting advice for the novice as well as the experienced investigator.

2013, 847 pp., illus., index

Hardcover \$260

Paperback \$175




Manipulating the Mouse Embryo: A Laboratory Manual, Fourth Edition

This fourth edition of the “Mouse Manual” once again is the definitive reference source on mouse development, transgenesis techniques, and molecular biology. The authors, pre-eminent leaders in their fields, have reorganized and updated this edition to include new information and protocols. This classic manual remains the essential practical and theoretical guide for anyone working with mice—students, lab technicians, and investigators.

2014, 814 pp., illus., index

Hardcover \$240

Paperback \$165



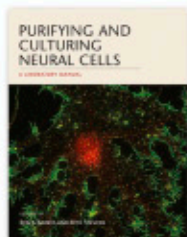
Calcium Techniques: A Laboratory Manual

Calcium ions regulate muscle contraction, nerve impulses, fertilization, and numerous other cellular processes. This manual provides step-by-step protocols for studying many facets of Ca^{2+} signaling, as well as background information on the principles and applications of the techniques. Chapters are devoted to Ca^{2+} signaling techniques in non-mammalian systems, such as plants, yeast, zebrafish, and *Xenopus*. This manual is a comprehensive resource for biochemists, cell and developmental biologists, and physiologists.

2014, 608 pp., illus., index

Hardcover \$150

Paperback \$95



Purifying and Culturing Neural Cells: A Laboratory Manual

Cell culture systems for specific neural cell types are essential for studies of their development and function. This laboratory manual provides step-by-step protocols for isolating specific cell populations from rodent tissues and culturing them under conditions that closely resemble those *in vivo*. It is an essential laboratory companion for all neurobiologists, from the graduate student level upwards.

2014, 216 pp., illus., index

Hardcover \$135

Paperback \$89



Mouse Models of Cancer: A Laboratory Manual

The laboratory mouse is an important model for studying cancer and its treatment. This laboratory manual provides cutting-edge methods for generating and characterizing mouse models that accurately recapitulate many features of human cancer.

2014, 536 pp., illus., index

Hardcover \$240

Paperback \$165



www.cshlpress.org