

# TruSeq<sup>TM</sup>

The most accurate  
next-gen sequencing  
technology available.

Every Illumina sequencer is powered by TruSeq—the technology that delivers the most accurate human genome at any coverage. TruSeq produces the highest yield of error-free reads. The most bases over Q30. The greatest number of peer-reviewed publications—more than 1,000 in the past three years.

That's Tru data quality.

Get the proof. Go to

[www.illumina.com/TruSeq](http://www.illumina.com/TruSeq)



HiSeq<sup>™</sup> 2000



HiSeq<sup>™</sup> 1000



HiScan<sup>™</sup> SQ



Genome Analyzer<sup>™</sup> IIx



MiSeq<sup>™</sup>

illumina<sup>®</sup>

I AM THE CELL OF A PATIENT IN AN  
EXCITING NEW STUDY. THE GOAL IS TO

DISCOVER

MORE EFFECTIVE WAYS TO PREVENT AND  
DIAGNOSE HEART DISEASE. I WANT TO DO  
WHATEVER IT TAKES TO BREAKTHROUGH.  
THAT'S WHY I'M ON THE WAY TO  
EXPRESSION ANALYSIS.

EVERY SPECIMEN HAS A STORY. LET YOURS BE HEARD AT [GENOMICKNOWHOW.COM](http://GENOMICKNOWHOW.COM)



GENOMIC KNOW-HOW™



# sim·plic·i·ty

*n*: automated sequencing template prep

Introducing one-touch processing to save time and hassle

Minutes after releasing disruptive technology, we ask how we can make it better. For the Ion PGM™ sequencer, the instrument that brought game-changing semiconductor chip technology to sequencing, the answer was simple. Our new Ion OneTouch™ System simplifies template prep with walk-away automation that reduces hands-on time to minutes. And there's more to come.



The Chip is the Machine™

Go to [lifetechnologies.com/iononetouch](http://lifetechnologies.com/iononetouch) to watch how it works

Get the free mobile app for your phone at <http://gettag.mobi>

life  
technologies™

# Get There Faster



## Reach your scientific destinations faster with the most accurate Hi-Res Melting® systems on the market.

Our LightScanner systems will take your lab to the next level of high-sensitive mutation screening and genotyping. As the pioneers of both rapid real-time PCR and Hi-Res Melting, Idaho Technology is the only company that offers a complete system capable of superior performance at an affordable price.

### LightScanner Express >>>

### Arrivals

**RAPIDLY GENERATE HIGH QUALITY GENE EXPRESSION DATA.  
SPECIALIZED FOR T/A HOMOZYGOTE SMALL AMPLICON GENOTYPING.  
GENOTYPE SAMPLES WITH GREATER SPECIFICITY THAN  
HYDROLYSIS PROBE GENOTYPING AT A FRACTION OF THE COST.**

Proven technology and exceptional customer support from the inventors of rapid PCR, the LightCycler®, and Hi-Res Melting.



World's most precise plate-based HRM system

HRM and Real-time PCR System

HRM Reagent Kits

Get on board at [www.hiresmelting.com](http://www.hiresmelting.com)



# Cold Spring Harbor Perspectives in Biology

The Authoritative View



NEW!

[www.cshperspectives.org](http://www.cshperspectives.org)

## A New Type of Review Journal

Cold Spring Harbor Laboratory Press announces the launch of a new monthly online publication, *Cold Spring Harbor Perspectives in Biology*. Spanning the complete spectrum of the molecular life sciences, the journal offers article collections that comprehensively survey topics in molecular, cell, and developmental biology, genetics, neuroscience, immunology, cancer biology, and molecular pathology. Written by leading researchers and commissioned by an eminent board of editors, subject collections grow with every issue of the journal. *Cold Spring Harbor Perspectives in Biology* is thus unmatched in its depth of coverage and represents an essential source for informed surveys and critical discussion of advances in emerging areas of biology.

**Scope:** Molecular Biology, Cell Biology, Developmental Biology, Genetics, Immunology, Neurobiology

**Monthly, online**

**ISSN: 1943-0264**

### Subject Coverage

Angiogenesis	The Extracellular Matrix	Mechanotransduction	Prokaryote Cell Biology
Antigen Processing	The Endoplasmic Reticulum	Membrane Fusion and Exocytosis	Protein Homeostasis
Apoptosis	The Evolution of Gene Networks	Mitochondria	Receptor Tyrosine Kinases
Auxin Signaling	Generation and Interpretation of Morphogen Gradients	Mitosis	Recombination Mechanisms
Axonal Guidance	Germ Cells	Molecular Motors	Regeneration
The Biology of Cardiovascular Disease	The Golgi Apparatus	Muscle Cell Biology	RNA Worlds
The Biology of Schizophrenia	Growth Factor Receptors	The NF- $\kappa$ B Family	Sex Determination
Calcium Signaling	Immune Cell Signaling	Nuclear Hormone Receptors	Symmetry Breaking in Biology
Cell-Cell Junctions	Immune Tolerance	The Nucleus	Synapses
Cilia and Flagella	Lipid Cell Biology	The Origin of Life	Transcriptional Regulation
The Cytoskeleton	Lymphocyte Cell Biology	The p53 Family	Wnt Signaling
DNA Damage and Repair	Mammary Gland Biology	Prions	The Y Chromosome



To order or request additional information, please visit our website or:

Call: 1-800-843-4388 (Continental US and Canada) 516-422-4100 (All other locations)

FAX: 516-422-4097

E-mail: [cshpress@cshl.edu](mailto:cshpress@cshl.edu)

Write: Cold Spring Harbor Laboratory Press, 500 Sunnyside Blvd., Woodbury, NY 11797-2924



# Next-gen GWAS. NOW.

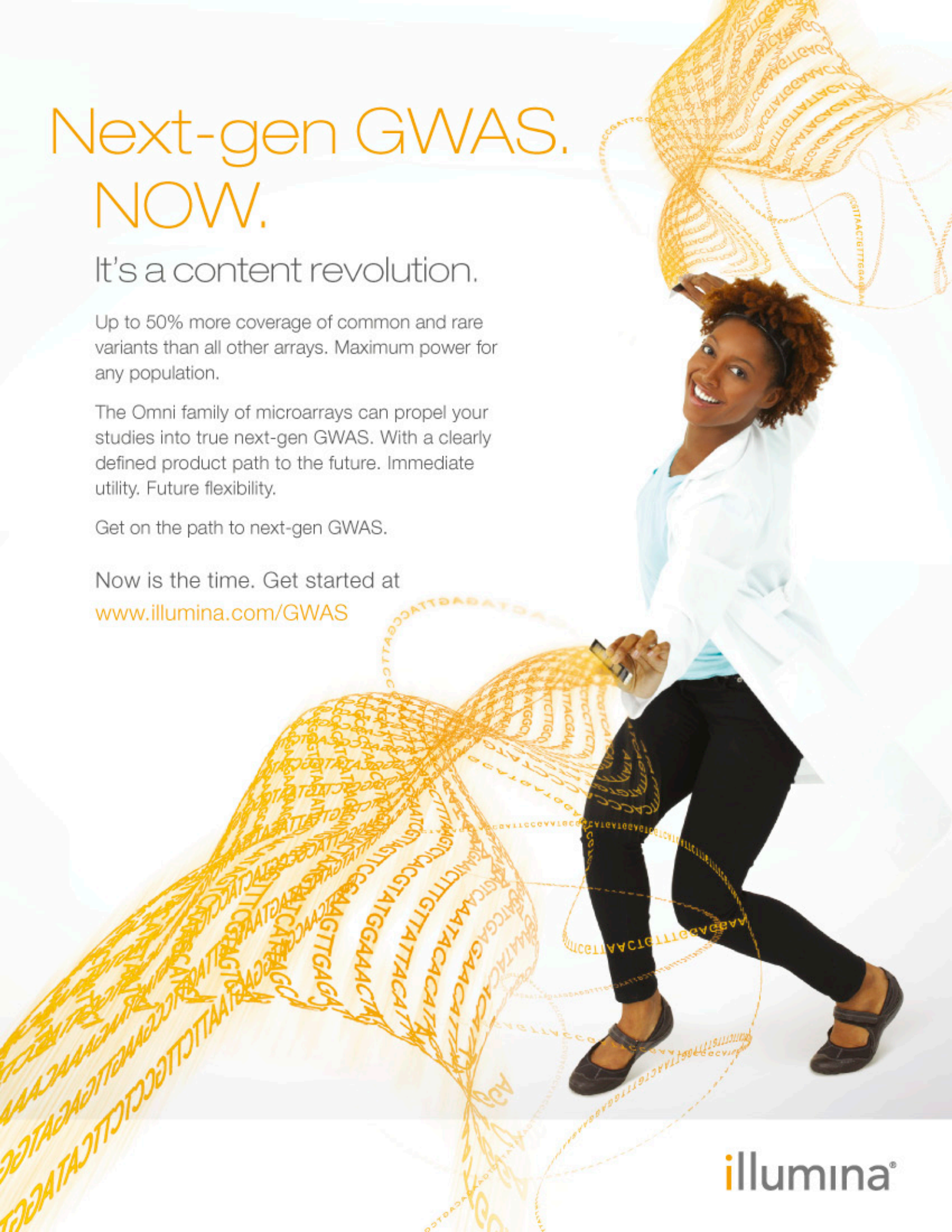
It's a content revolution.

Up to 50% more coverage of common and rare variants than all other arrays. Maximum power for any population.

The Omni family of microarrays can propel your studies into true next-gen GWAS. With a clearly defined product path to the future. Immediate utility. Future flexibility.

Get on the path to next-gen GWAS.

Now is the time. Get started at  
[www.illumina.com/GWAS](http://www.illumina.com/GWAS)



illumina®

# From DNA Sequence to Biological Relevance in **RECORD TIME**

**Affordable, large-scale, complete human genome sequencing and analysis service that maximizes your discovery success**

Complete Genomics has now delivered more than 1,000 complete human genomes to researchers like you, all over the world.

Our dedication to complete human genome sequencing and analysis enables scientists to conduct human disease research on large sample sets quickly and affordably—via a simple, outsourced service solution.

We produce the highest quality complete human genome datasets in the industry <sup>(1,2)</sup> including:

- Greater than 40x coverage (>50x on average)
- Over 90% of the genome and the exome confidently called (>95% on average)
- Comprehensive lists of annotated variants—including SNPs, indels, CNVs and SVs
- More than 400 genomes per month capacity

There are no expensive instruments to purchase, maintain and upgrade—and no complex laboratories to build and staff. You send us genomic DNA samples and receive research-ready sequencing results in record time.

Learn more at:

[www.completegenomics.com/GR](http://www.completegenomics.com/GR)



Complete Genomics, Inc.

2071 Stierlin Court, Mountain View CA 94043 USA

Tel (650) 943-2800 | Email: [info@completegenomics.com](mailto:info@completegenomics.com)

Web: [www.completegenomics.com](http://www.completegenomics.com)

Copyright© 2011 Complete Genomics, Inc. All rights reserved. Complete Genomics and the Complete Genomics logo are trademarks of Complete Genomics, Inc. All other brands and product names are trademarks or registered trademarks of their respective holders.

Complete Genomics data is for Research Use Only and not intended for use in the treatment or diagnosis of any human subject.

References:

1. Drmanac R, Sparks AB, Callow MJ, et al., *Science* 327: 78-81. 2010.
2. Roach J, Glusman G, Smit AF, et al., *Science* 328: 636-639. 2010.


# GUIDE TO THE HUMAN GENOME

By Stewart Scherer

Guide to the Human Genome

## Easy access to information about human genes

Presenting the genes of the human genome in their biological context, *Guide to the Human Genome* is an extensive online resource that provides easy access to information about human genes and their roles in specific processes. The text of the website is also available in a print version. With numerous illustrations and tables, each of the nearly 300 sections of the *Guide* describes genes involved in a specific pathway, process, or structure—from the molecular and cellular levels to developmental and physiological processes. In the online version, these sections contain links to more information about proteins encoded by over 17,000 known or predicted human genes. For each protein, basic characteristics about its composition and length, its human relatives and relatedness to proteins in other species, and direct links to resources at NCBI are included. Additional links to NCBI resources are provided for human noncoding RNAs and repeated DNA elements and for proteins of interest from other species. The entire text of the *Guide* is searchable, and tools are available for identifying human protein sequences using those from other species. The *Guide* will be useful to researchers looking to connect sequence data with functional information, and can be used in parallel with traditional texts in undergraduate and graduate courses to provide a genomics dimension and experience of identifying genes underpinning processes of interest.



### Online access to *Guide to the Human Genome*:

Purchase individual (\$100) or institutional (\$400) access at [www.humangenome.org](http://www.humangenome.org)

While the *Guide* is designed as an online resource, a print only version is also available at [www.cshlpress.com](http://www.cshlpress.com)

1,008 pp., illus. (212 b/w), appendix, index • Paperback print edition \$100 • ISBN 978-0-879699-44-4

### Contents

Preface

1. Introduction

2. Exploring the Genome

3. Metabolism

4. DNA Replication, Recombination, Repair, and Chromatin

5. Transcription and RNA Processing

6. Translation and Protein Modification

7. Proteases

8. Structural Proteins

9. Protein Interaction Domain Families

10. Stress Response and Homeostasis

11. Signals

12. Cell Structure and Organelles

13. Cell Cycle

14. Development

15. Organs and Tissues

16. Nervous System

17. Host Defense

Appendices

Gene index

"The *Guide* is not a textbook, a database, a review article, or a reference book. By combining aspects of all of them, I hope it is useful to students, faculty, and researchers."  
— Stewart Scherer

[www.humangenomeguide.org](http://www.humangenomeguide.org)

To order or request additional information, please visit [www.cshlpress.com](http://www.cshlpress.com) or:

Call: 1-800-843-4388 (Continental US and Canada) 516-422-4100 (All other locations)

Fax: 516-422-4097

E-mail: [cshlpress@cshl.edu](mailto:cshlpress@cshl.edu)

Write: Cold Spring Harbor Laboratory Press, 500 Sunnyside Blvd., Woodbury, NY 11797-2924



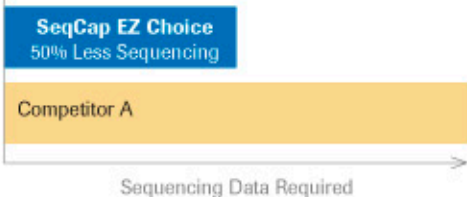
**Don't settle for Sure...**  
*Make the right choice*

**SeqCap EZ Choice**

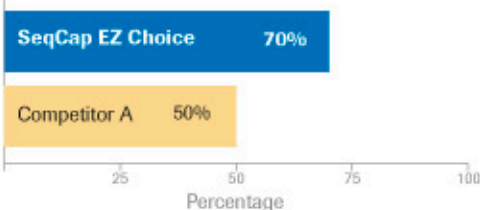


Discover more, sequence less with our **custom in-solution target enrichment**

**Sequencing Required to Detect Equivalent Number of SNPs**



**Percentage of Human Genome Available for Capture Probe Design\***



\*SeqCap EZ Choice Library can target 20% more of the genome based on optimized probe design and advanced repetitive sequence masking methods.

- **Minimize sequencing cost, maximize results.**  
Our probe design algorithm delivers exceptional capture performance for highly efficient variant discovery at only a fraction of the cost compared to other enrichment methods.
- **Capture YOUR regions of interest regardless of size.**  
With capture capabilities from 100 kb up to 50 Mb, SeqCap EZ Choice efficiently captures more than other custom target enrichment solutions.
- **Easily complete your targeted resequencing projects.**  
An easy, scalable workflow with stable DNA probes compatible with the three leading next-gen sequencing technologies.

Discover more for less at:  
[www.nimblegen.com/EZChoice](http://www.nimblegen.com/EZChoice)



For life science research only.  
Not for use in diagnostic procedures.

NIMBLEGEN and SEQCAP are trademarks of Roche.  
Other brands or product names are trademarks of their respective holders.  
© 2011 Roche NimbleGen, Inc. All rights reserved.

Roche NimbleGen, Inc.  
Madison, WI USA



## QUANTITATIVE FINANCE

---

**RENAISSANCE TECHNOLOGIES**, a quantitatively based financial management firm, has openings for research and programming positions at its Long Island, NY research center.

### *Research & Programming Opportunities*

---

We are looking for highly trained professionals who are interested in applying advanced methods to the modeling of global financial markets. You would be joining a group of roughly one hundred fifty people, half of whom have Ph.D.s in scientific disciplines. We have a spectrum of opportunities for individuals with the right scientific and computing skills. Experience in finance is not required.

The ideal **research** candidate will have:

- A Ph.D. in Computer Science, Mathematics, Physics, Statistics, or a related discipline
- A demonstrated capacity to do first-class research
- Computer programming skills
- An intense interest in applying quantitative analysis to solve difficult problems

The ideal **programming** candidate will have:

- Strong analytical and programming skills
- An In depth knowledge of software development in a C++ Unix environment

---

Compensation is comprised of a base salary and a bonus tied to company-wide performance.

---

Send a copy of your resume to: [careers@rentec.com](mailto:careers@rentec.com)  
No telephone inquiries.

# Renaissance





**University of Massachusetts Medical School  
Program in Bioinformatics and Integrative Biology**

The newly established Program in Bioinformatics and Integrative Biology continues to invite applications for **tenure-track or senior tenured professor positions**. We are seeking innovative, energetic and collaborative individuals who plan to develop strong computational research programs to tackle problems in one of the following areas: regulatory genomics, comparative genomics, systems biology, RNA biology, evolutionary biology, statistical genetics, or proteomics. Exceptionally strong candidates in other computational biology areas will also be considered. Wet bench research space can be arranged for individuals who are interested in performing experiments to augment their computational efforts.

The Program in Bioinformatics and Integrative Biology is housed in a state-of-the-art research building with the neighboring Departments of Biochemistry and Molecular Pharmacology, Neurobiology, Cancer Biology, Medicine, and the Program in Gene Function and Expression. The Program has high-performance computing facilities and a full-time Bioinformatician to support the research activities of its faculty. Salary and start-up package will be competitive and commensurate with the high level of accomplishment expected for successful applicants.

Applicants should submit a cover letter explaining their interest in the Program, a curriculum vitae that includes honors, publications, and a succinct research plan to <http://www.academicjobsonline.org>. To expedite the review process, applicants should invite three individuals who are familiar with your work and potential for success to upload their recommendation letters at the same web address. Inquiries, but not application materials, may be directed to Professor Zhiping Weng at [zhiping.weng@umassmed.edu](mailto:zhiping.weng@umassmed.edu).

As an equal opportunity and affirmative action employer, UMMS recognizes the power of a diverse community and encourages applications from individuals with varied experiences, perspectives and backgrounds.