


THE SEARCH FOR INTELLIGENT SNP SELECTION IS OVER



## INTRODUCING INFINIUM™ WHOLE-GENOME GENOTYPING

- Unrestricted genome-wide access
- Industry-leading call rates, accuracy and reproducibility
- Fully integrated 100K, 250K and 500K solutions—  
with automation and LIMS options

**Look into Infinium.**

Visit [www.illumina.com/infinium](http://www.illumina.com/infinium)

# THE CONDENSED PROTOCOLS

## FROM MOLECULAR CLONING: A LABORATORY MANUAL

By Joseph Sambrook, *Peter MacCallum Cancer Institute, Melbourne, Australia*, and  
David Russell, *University of Texas Southwestern Medical Center, Dallas*

*The Condensed Protocols From Molecular Cloning: A Laboratory Manual* is a single-volume adaptation of the three-volume third edition of *Molecular Cloning: A Laboratory Manual*. This condensed book contains only the step-by-step portions of the protocols, accompanied by selected appendices from the world's best-selling manual of molecular biology techniques. Each protocol is cross-referenced to the appropriate pages in the original manual. This affordable companion volume, designed for bench use, offers individual investigators the opportunity to have their own personal collection of short protocols from the essential *Molecular Cloning*.

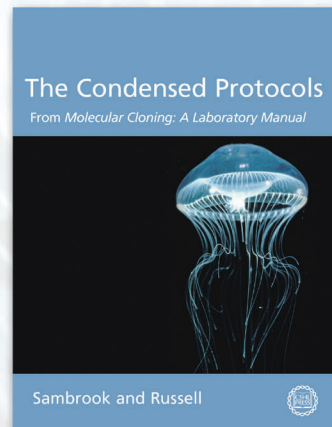
2006, 800 pp., illus., appendices, index

Hardcover \$150

Paperback \$95

ISBN 0-87969-772-5

ISBN 0-87969-771-7



### REVIEWS OF *MOLECULAR CLONING: A LABORATORY MANUAL*, 3rd ed.

"Any basic research laboratory using molecular biology techniques will benefit from having a copy [of *Molecular Cloning*] on hand. . . Originally published almost 20 years ago, the first two editions of this book have been staples of molecular biology with a proven reputation for accuracy and thoroughness."  
—*The Scientist*

"The next generation of *Molecular Cloning* not only carries on the proud heritage of the first two editions but also admirably expands on that tradition to provide a truly essential laboratory manual."  
—*Trends in Microbiology*

"This book should be the first port of call when establishing a molecular technique new to a laboratory."  
—*Trends in Cell Biology*

". . . with this new edition and its companion website, *Molecular Cloning* has once again established its primacy as the molecular laboratory manual and is likely to be found on lab benches, and book-marked on web browsers, around the world."  
—*Trends in Neurosciences*

### Contents

- |  |   |   |  |
|--|---|---|--|
| 1. Using Plasmid Vectors in Molecular Cloning                              | 6. Preparation and Analysis of Eukaryotic Genomic DNA                   | 10. Working with Synthetic Oligonucleotide Probes         | 16. Introducing Cloned Genes into Cultured Mammalian Cells |
| 2. Bacteriophage $\lambda$ and Its Vectors                                 | 7. Extraction, Purification, and Analysis of mRNA from Eukaryotic Cells | 11. Preparation of cDNA Libraries and Gene Identification | 17. Analysis of Gene Expression in Mammalian Cells         |
| 3. Working with Bacteriophage M13 Vectors                                  | 8. In Vitro Amplification of DNA by the Polymerase Chain Reaction       | 12. DNA Sequencing  | 18. Protein Interaction Technologies                       |
| 4. Working with High-capacity Vectors                                      | 9. Preparation of Radiolabeled DNA and RNA Probes                       | 13. Mutagenesis   |  |
| 5. Gel Electrophoresis of DNA and Pulsed-field Agarose Gel Electrophoresis |   | 14. Screening Expression Libraries                        |  |
|  |   | 15. Expression of Cloned Genes in <i>Escherichia coli</i> |  |
|  |   |   | Appendices   |
|  |   |   | Index  |

To order or request additional information:

Call: 1-800-843-4388 (Continental US and Canada) 516-422-4100 (All other locations)


FAX: 516-422-4097

E-mail: [cshpress@cshl.edu](mailto:cshpress@cshl.edu) or WWW Site <http://www.cshlpress.com/>

Write: Cold Spring Harbor Laboratory Press, 500 Sunnyside Blvd, Woodbury, NY 11797-2924







focus on discovery.

## Discover More with the World's Finest Full-Length Clone Collection

The Mammalian Gene Collection (MGC) is quite simply the best clone collection in the world, brought to you by the greatest minds in genomic research. Generated and sequenced by a consortium of leading NIH funded laboratories, our cDNA resource contains a complete open reading frame (ORF) for every human, mouse, and rat gene represented. The power of discovery is at your fingertips.


- Every MGC clone is fully sequenced with complete ORF
- Assay-ready DNA in microplate format upon request
- Online clone query quickly identifies the clone you need

*"Open Biosystems' MGC collection is an invaluable resource for CCSB, the Dana-Farber Center for Cancer Systems Biology. It has cut years off the development of a human protein-protein interaction map."*

Marc Vidal  
Dana-Farber Cancer Institute

**Why experiment when you can discover?**

Your expert partner for  
Genomic, RNAi and Proteomic resources.



Toll Free 888.412.2225  
[www.openbiosystems.com](http://www.openbiosystems.com)

GENOMICS • RNAi • PROTEOMICS  
express repress detect





effortless at any scale.



## *K. lactis* Protein Expression Kit from New England Biolabs

### YEAST PROTEIN EXPRESSION MADE EASY

The *K. lactis* Protein Expression Kit provides a simple method to clone and express your gene of interest in the yeast *Kluyveromyces lactis*. This system offers many advantages over bacterial systems and eliminates the methanol containing medium and antibiotic requirements of *Pichia pastoris*. With easy-to-use protocols and highly competent *K. lactis* cells included, this system can take you from bench top to large scale production with ease.

#### Advantages:

- High yield protein expression
- Rapid high cell density growth
- Methanol-free growth media
- Plasmid integration enhances stability
- Acetamide selection enriches for multi-copy integrants, enhancing yield
- Tight control of gene expression enables expression of toxic genes
- Access to eukaryotic protein folding and glycosylation machinery
- Simultaneous expression of multiple proteins
- Ease-of-use for those inexperienced with yeast systems
- Yeast competent cells included
- No license required for research use

***K. lactis* Protein Expression Kit ..... E1000**

Kit components sold separately

***K. lactis* GG799 Competent Cells ..... C1001**

**pKLAC1 Vector ..... N3740**

	<i>K. lactis</i>	<i>P. pastoris</i>
High yield expression	✓	✓
Rapid high cell density growth	✓	✓
Yeast Competent Cells Included	✓	
Methanol-free growth media	✓	
Antibiotic-free Selection	✓	
Enhanced multi-copy integration	✓	
Protein folding and glycosylation	✓	✓
Expression of genes toxic to <i>E. coli</i>	✓	✓

Quick comparison of *K. lactis* and *P. pastoris* expression systems.

For more information and international distribution network, please visit [www.neb.com](http://www.neb.com)

- **New England Biolabs Inc.** 240 County Road, Ipswich, MA 01938 USA 1-800-NEB-LABS Tel. (978) 927-5054 Fax (978) 921-1350 [info@neb.com](mailto:info@neb.com)
- **Canada** Tel. (800) 387-1095 [info@ca.neb.com](mailto:info@ca.neb.com)
- **Germany** Tel. 0800/246 5227 [info@de.neb.com](mailto:info@de.neb.com)
- **UK** Tel. (0800) 318486 [info@uk.neb.com](mailto:info@uk.neb.com)
- **China** Tel. 010-82378266 [beijing@neb-china.com](mailto:beijing@neb-china.com)



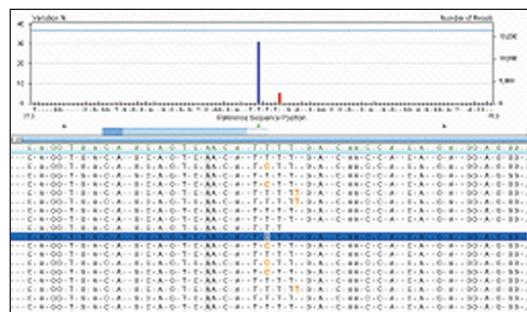


[www.roche-applied-science.com](http://www.roche-applied-science.com)



## Genome Sequencer 20 System

# Accelerate Amplicon Analysis



### Genome Sequencer 20 Amplicon Software screen.

The histogram shows the deviations between read consensus sequences and reference sequences. In addition, the software displays the corresponding alignment of reads and reference sequences for comparison purposes.

Visit [www.genome-sequencing.com](http://www.genome-sequencing.com) for more information and published references, call **800 262 4911** (U.S.), or contact your local sales representative.

Clonal sequencing of amplicons enables ultra-deep genetic analysis at levels of sensitivity not previously possible.

### Cancer Research

- Discover somatic mutations with unprecedented speed, accuracy, and sensitivity.\*
- Study DNA-methylation patterns with high precision.

### Resequencing for Medical Research

- Uncover and screen SNPs at the population and individual level.
- Deconvolute complex populations of sequence data.
- Eliminate tedious and expensive manual analysis of mixed chromatograms.

**First to the finish with ultra-deep analysis of amplicons – new for the Genome Sequencer 20 System.**

\*Thomas, R. *et al.*, Nature Medicine advance online publication, 25 June 2006 (doi:10.1038/nm1437)

**454** LIFE  
SCIENCES



Diagnostics

# Have You Discovered CSH Protocols?



- A new, online source of trusted techniques in molecular and cellular biology
- Contains new and classic protocols presented step-by-step with cautions and troubleshooting
- Frequently updated and annotated
- Interactive, customizable, and fully searchable

**C**old Spring Harbor Laboratory is renowned for its teaching of biomedical research techniques. For decades, participants in its celebrated, hands-on courses and users of its laboratory manuals have gained access to the most authoritative and reliable methods in molecular and cellular biology. Now that access has moved online.

Visit *Cold Spring Harbor Protocols* today and discover a rich, interactive source of new and classic research techniques. The site is fully searchable, with many tools that can be customized by users including topic-based alerting and personal folders. Through a web-based editorial process, users also have the opportunity to add refereed comments to each protocol. Links in the online protocols offer additional resources, and step-by-step instructions print out in a convenient form, complete with materials, cautions, and troubleshooting advice. Each protocol is citable and presented and edited in the style that has made *Molecular Cloning*, *Antibodies*, *Cells*, and many other CSH manuals essential to the work of scientists worldwide. The collection of more than 900 protocols released in 2006 will be continuously expanded, updated, and annotated by the originators and users of the techniques.

*CSH Protocols* is created by Cold Spring Harbor Laboratory Press in association with HighWire Press of Stanford University.

Cold Spring Harbor Protocols • Executive Editor: Dr. Michael Ronemus  
ISSN 1559-6095 / online, monthly • Available exclusively via institutional site license

## Subject Coverage

Antibodies	Molecular Biology
Bioinformatics/Genomics	Neuroscience
Cell Biology	Newly Added Protocols
Chromatography	Plant Biology
Computational Biology	Polymerase Chain Reaction (PCR)
DNA Delivery/Gene Transfer	Proteins and Proteomics
Electrophoresis	RNA Interference (RNAi)/siRNA
Genetics	Stem Cells
High Throughput Analysis	Transgenic Technology
Imaging/Microscopy	
Immunology	
Laboratory Organisms	

## Featured Protocols in September

Chromatin Immunoprecipitation (ChIP) of Protein Complexes:  
Mapping of Genomic Targets of  
Nuclear Proteins in Cultured Cells

Analysis of Protein Interactions  
with Immobilized Peptide Arrays  
Synthesized on Membrane Supports

Visit Today!

[www.cshprotocols.org](http://www.cshprotocols.org)

For pricing information or to request a free trial visit the website or:

Phone: 1-800-843-4388 (Continental US and Canada) or 516-422-4100 (all other locations)

FAX: 516-422-4097 E-mail: [cshpress@cshl.edu](mailto:cshpress@cshl.edu)


Write: Cold Spring Harbor Laboratory Press, 500 Sunnyside Blvd., Woodbury, NY 11797-2924





# CAREER TRACKS

Dedicated entirely to Employment, Conferences, Meetings, Fellowships, and Grants



## Genomes, Medicine, and the Environment Conference

Hilton Head Island, SC, USA ■ October 16 – 18, 2006

# REGISTER NOW

[www.venterinstitutione.org/gme](http://www.venterinstitutione.org/gme) ■ [gme@venterinstitutione.org](mailto:gme@venterinstitutione.org)

**Speakers Include:** Nobel Laureate **Sydney Brenner, M.D., Ph.D.**, The Salk Institute for Biological Studies ■ **Katrina Edwards, Ph.D.**, Woods Hole Oceanographic Institute ■ **Antoine Danchin, Ph.D.**, Institute Pasteur ■ **Nicole Dublier, Ph.D.**, Scientist, Max Planck Institute for Marine Microbiology ■ **Susan Taylor, Ph.D.**, Professor, Howard Hughes Medical Institute, Department of Chemistry and Biochemistry, University of California, San Diego ■ **Edward W. Holmes, M.D.**, Vice Chancellor for Health Sciences, Dean, UCSD School of Medicine ■ **David Cox, M.D., Ph.D.**, Perlegen Sciences, Inc. ■ Nobel Laureate **Hamilton O. Smith, M.D.**, J. Craig Venter Institute ■ **Andrew Simpson, Ph.D.**, Ludwig Institute for Cancer Research

SPONSORED BY:



HOSTED BY:

**J. Craig Venter**  
I N S T I T U T E



**Plant & Animal Genome XV**  
**The International Conference on the**  
**Status of**  
**Plant & Animal Genome Research**  
**January 13-17, 2007**  
**Town & Country Hotel**  
**San Diego, California**

**Organizing Committee**

**Chairman:**

Stephen R. Heller, NIST, USA

**Plants:**

Michael Gale, John Innes Center, UK  
Ed Kaleikau, USDA/CSREES, USA  
Dave Matthews, USDA, ARS Cornell University, USA  
Graham Moore, John Innes Center, UK  
Jerome P. Miksche, Emeritus Director, USDA Plant  
Genome Program, USA  
Rod Wing, University of Arizona, USA

**Animals:**

Mary Delany, USA  
Michel Georges, University of Liege, Belgium  
Clare A. Gill, Texas A&M University, USA  
Jim Reecy, USA

**Abstract Coordinators:**

Victoria Carollo, USDA, ARS, WRRRC, USA  
Gerard Lazo, USDA/ARS/WRRRC, Albany, CA, USA  
David Grant, USDA/ARS & Iowa State University, USA

**Sponsors**

**USDA, Agricultural Research Service**  
**USDA, National Agricultural Library**  
**USDA, NRI Competitive Grants Office**  
**USDA, Cooperative State Research, Education, and**  
**Extension Service (CSREES)**  
**Rockefeller Foundation**  
**John Innes Centre**  
**NCGR, National Center for Genome Resources**

**Speakers**

Martina Newell-McGloughlin,  
University of California - Davis  
Ian T. Baldwin,  
Max Planck Institute for Chemical Ecology - Jena  
Peter J. Hunter, University of Auckland  
David Bartel, MIT  
Susan McCouch, Cornell University  
Detlef Weigel, Max Plank Institute - Tübingen  
Kirsten Lindblad-Toh, Harvard/MIT Broad Institute

**Workshops**

Abiotic Stress / Allele Mining / Apomixis Aquaculture / Banana  
(Musa) Genomics / Barley / Bioinformatics / Brassicas /  
Brachypodium Distachyon / Cattle/Sheep / Challenge Program:  
Unlocking Crop Genetic Diversity for the Poor / Citrus  
Compositae / Computer Demonstrations / Cotton / Compositae /  
Connectrons Cool Season Legumes / Curcubit / Equine / Forage &  
Turf Plants / Forest Trees Fruit and Nut Crops / Functional Genom-  
ics / Host Pathogen Interactions / Insect Genetics / ICSB / ICGI /  
Int'l Grape Genome Project / Int'l Lolium Genome  
Initiative / IGGI / ITMI / Large-Insert DNA Libraries and Their  
Applications / Legumes/ Maize / Microarray Analysis /  
Molecular Markers for Plant Breeders/ Mutation Screening /  
NRSP-8 / NC 1010 Development and Implementation of  
Ontologies in the Database / Organellar Genetics / Plant  
Cytogenetics / Plant Development and Signal Networks /  
Interagency Working Group on Plant Genomics / Plant  
Interactions with Pests and Pathogens / Plant Transgene  
Genetics / Plant Reproductive Genomics / Polyploidy / Poultry /  
Proteomics / QTL Cloning / Reduced-representation / Sequencing  
Methods and Applications / Rice / Rice Blast /  
Root Genomics / Solanaceae / Sorghum and Millets / Soybean Ge-  
nomics / Statistical Genomics / Sugar Beet / Swine /  
Swine Genome Sequencing / TAIR /  
Weedy and Invasive Plant Genomics

**Organizer**

Scherago International  
525 Washington Blvd., Ste. 3310  
Jersey City, NJ 07310  
201-653-4777 x20  
201-653-5705  
E-mail: pag@scherago.com

For complete details, including on-line registration, visit our website at  
**[www.intl-pag.org](http://www.intl-pag.org)**